

# PCM Global Core Fund (USD)

Minimum Disclosure Document & General Investor Report

As of 30/11/2025



## INVESTMENT OBJECTIVE AND POLICY

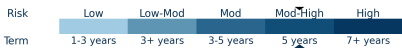
The Fund's primary objective is to deliver long-term capital growth and income.

To achieve this the Fund will primarily invest in underlying collective investment schemes and may allocate up to 100% of its net assets across a diversified portfolio of global equities, equity-related securities, fixed-income instruments, commodities and real estate.

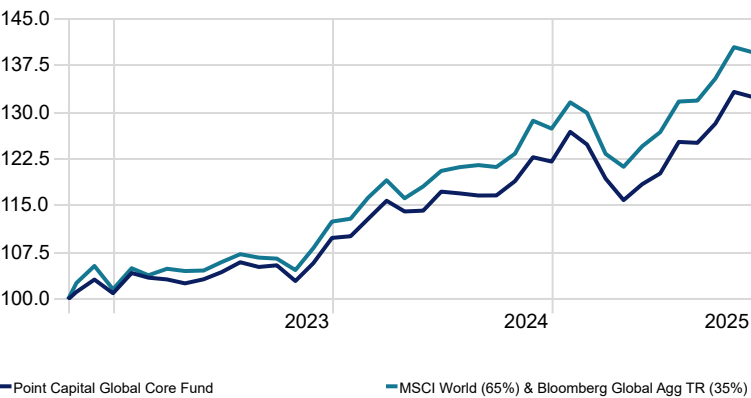
## INVESTOR PROFILE

- Investors who wish to accumulate capital or preserve purchasing power
- Prefer a moderate level of risk to the prospects of higher excess returns
- Seek a mix of income and capital growth
- Have an investment time horizon of 5 years or longer

## RISK PROFILE



## INVESTMENT GROWTH (ILLUSTRATIVE GROWTH)

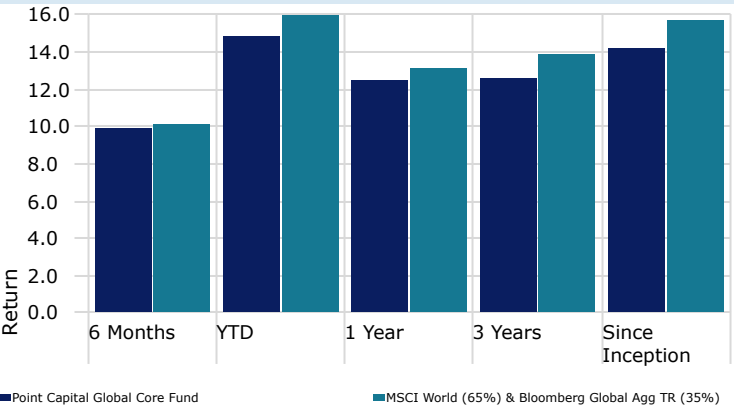


## FUND INFORMATION

ISIN	IE000GY04L97
Base Currency	US Dollar
Investment Type	Open-End Fund
Inception Date	17/10/2022
Fund Size	104,434,432.00
NAV (Mo-End)	153.59
Management Fee	0.60%
TER	0.86%
Fee Class	Class A

Investment Manager	WealthStrat (Pty) Ltd
Sub-Investment Manager	PortfolioMetrix (PMX)
Benchmark	MSCI World (65%) & Bloomberg Global Agg TR (35%)

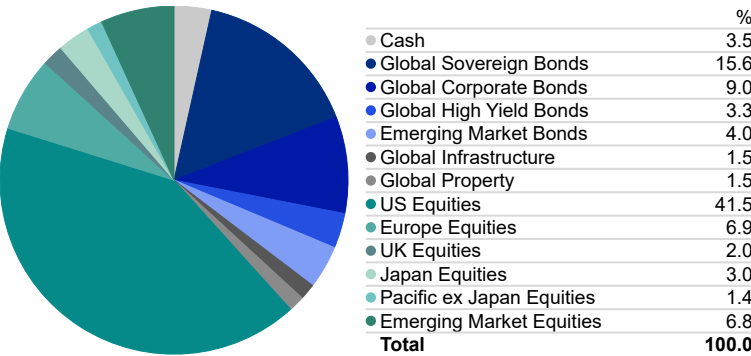
## ANNUALISED PERFORMANCE (%)



## ANNUALISED PERFORMANCE (%)

	YTD	1 Year	3 Year	Since Inception
Point Capital Global Core Fund	14.8	12.5	12.6	14.4
MSCI World (65%) & Bloomberg Global Agg TR (35%)	16.0	13.2	13.8	16.0

## ASSET ALLOCATION



## TOP 10 HOLDINGS (%)

	Portfolio Weighting %
iShares Core S&P 500 ETF USD Acc	14.2
Vanguard U.S. Govt Bd Idx \$ Acc	10.3
iShares Edge MSCI USA Qual Fac ETF \$ Acc	6.5
TM Natixis Loomis Sayles US Eq Ldrs I/A\$	5.0
Stt Strt Gbl Trs Bd Idx I USD Acc Hdg	4.9
Dodge & Cox Worldwide US Stock A USD	4.8
Schroder European Z GBP Acc	4.8
iShares Emerging Mkts Eq Idx (LU) F2 USD	4.7
iShares Japan Equity Index (LU) F2 USD	4.2
Robeco Global Credits IBH USD	3.9

WealthStrat (Pty) Ltd, Registration number: 2013/025893/07 is an authorised Financial Services Provider (FSP No. 44865) under the Financial Advisory and Intermediary Services Act (No.37 of 2002), to act in the capacity as investment manager. This information is not advice, as defined in the Financial Advisory and Intermediary Services Act (No.37 of 2002). Please be advised that there may be representatives acting under supervision.

DATE OF ISSUE: 17 December 2025



PORTFOLIOMETRIX

Monthly Returns														Risk Statistics		
	Jan	Feb	Mar	Apr	May	Jun	Jul	Aug	Sep	Oct	Nov	Dec	YTD		Fund	Benchmark
2025	3.1%	-0.3%	-2.0%	0.5%	3.2%	3.1%	0.6%	2.0%	2.1%	1.5%	0.3%		15.2%	Return	14.2	15.7
2024	0.1%	1.8%	2.5%	-2.3%	1.8%	1.9%	1.4%	2.0%	2.1%	-2.3%	2.0%	-2.0%	9.2%	Std Dev	8.8	9.9
2023	5.6%	-2.4%	1.9%	1.0%	-0.8%	3.7%	2.7%	-2.2%	-3.4%	-3.0%	7.2%	4.5%	15.3%	Max Drawdown	-8.4	-7.9
2022	—	—	—	—	—	—	—	—	—	—	5.5%	-1.1%	—	Sharpe Ratio	1.0	1.0
														Return	14.2	15.7
														Beta	0.9	1.0
														Best Year	15.3	17.3
														Worst Year	9.2	11.3

DISCLOSURE

The Portfolio has adhered to its objective and there were no material changes to the composition of the fund position during the quarter.

GLOSSARY

<b>Annualised performance:</b> Annualised performance shows longer term performance rescaled to a 1-year period. Annualised performance is the average return per year over the period. Actual annual figures are available to the investor on request.	<b>Standard Deviation:</b> The deviation of the return stream relative to its own average.
<b>Highest &amp; Lowest return:</b> The highest and lowest returns for any 1 year over the period since inception have been shown.	<b>Max Drawdown:</b> The maximum peak to trough loss suffered by the Fund since inception.
<b>NAV:</b> The net asset value represents the assets of a Fund less its liabilities.	<b>Max Gain:</b> Largest increase in any single month.
<b>Alpha:</b> Denoted the outperformance of the fund over the benchmark.	<b>Average Duration:</b> The weighted average duration of all the underlying interest bearing instruments in the Fund.
<b>Sharpe Ratio:</b> The Sharpe ratio is used to indicate the excess return the portfolio delivers over the risk free rate per unit of risk adopted by the fund.	<b>Dividend Yield:</b> The weighted average dividend yield of all the underlying equity in the Fund. The dividend yield of each company is the dividends per share divided by the price.
	<b>PE Ratio:</b> The weighted average price earnings ratio of all the underlying equity in the Fund. The price earnings ratio of each company is the price divided by the earnings per share.
	<b>High Water Mark:</b> The highest level of performance achieved over a specified period.

DISCLAIMER

Collective Investment Schemes in Securities (CIS) should be considered as medium to long-term investments. The value may go up as well as down and past performance is not necessarily a guide to future performance. CIS's are traded at the ruling price and can engage in scrip lending and borrowing. The collective investment scheme may borrow up to 10% of the market value of the portfolio to bridge insufficient liquidity. A schedule of fees, charges and maximum commissions is available on request from the Manager. There is no guarantee in respect of capital or returns in a portfolio. A CIS may be closed to new investors in order for it to be managed more efficiently in accordance with its mandate. CIS prices are calculated on a net asset basis, which is the total value of all the assets in the portfolio including any income accruals and less any permissible deductions (brokerage, STT, VAT, auditor's fees, bank charges, trustee and custodian fees and the annual management fee) from the portfolio divided by the number of participatory interests (units) in issue. Forward pricing is used. The Fund's Total Expense Ratio (TER) reflects the percentage of the average Net Asset Value (NAV) of the portfolio that was incurred as charges, levies and fees related to the management of the portfolio. A higher TER does not necessarily imply a poor return, nor does a low TER imply a good return. The current TER cannot be regarded as an indication of future TER's. During the phase in period TER's do not include information gathered over a full year. Transaction Costs (TC) is the percentage of the value of the Fund incurred as costs relating to the buying and selling of the Fund's underlying assets. Transaction costs are a necessary cost in administering the Fund and impacts Fund returns. It should not be considered in isolation as returns may be impacted by many other factors over time including market returns, the type of Fund, investment decisions of the investment manager and the TER.

Where foreign securities are included in a portfolio there may be potential constraints on liquidity and the repatriation of funds, macroeconomic risks, political risks, foreign exchange risks, tax risks, settlement risks; and potential limitations on the availability of market information. The investor acknowledges the inherent risk associated with the selected investments and that there are no guarantees. Please note that all documents, notifications of deposit, investment, redemption and switch applications must be received by Prescient Fund Services (Ireland) by or before 10:00 (Irish time), to be transacted at the net asset value price for that day. Where all required documentation is not received before the stated cut off time Prescient shall not be obliged to transact at the net asset value price as agreed to. The fund is priced at 17h00 (New York Time).

Performance has been calculated using net NAV to NAV numbers with income reinvested. The performance for each period shown reflects the return for investors who have been fully invested for that period. Individual investor performance may differ as a result of initial fees, the actual investment date, the date of reinvestments and dividend withholding tax. Full performance calculations are available from the manager on request. \*The investment performance is for illustrative purposes only.

The investment performance is calculated by taking the actual initial fees and all ongoing fees into account for the amount shown and income is reinvested on the reinvestment date.

This fund is a Section 65 Approved Fund. For any additional information such as fund prices, brochures and application forms please go to [www.prescient.ie](http://www.prescient.ie)

ADDITIONAL INFORMATION

Investment Manager: WealthStrat (Pty) Ltd, Registration number: 2013/025893/07 is an authorised Financial Services Provider (FSP44865) under the Financial Advisory and Intermediary Services Act (No.37 of 2002), to act in the capacity as investment manager. This information is not advice, as defined in the Financial Advisory and Intermediary Services Act (No.37 of 2002). Please be advised that there may be representatives acting under supervision. Physical address: Chartered House, 2 North Road, Dunkeld West, Johannesburg, 2196 Telephone number: +27 11 502 2800 Website: [www.wealthstrat.co.za](http://www.wealthstrat.co.za)

Investment Consultant: PortfolioMetrix Asset Management SA (Pty) Ltd ("PMX") is an authorised Financial Services Provider (FSP 42383), registered in South Africa (2006/026054/07). PMX acts solely as a sub-investment manager and does not provide investment advice. Investments involve risk and past performance is not an indicator of future performance. Further information, including conflicts of interest and risk disclosures, is available on request.

Management Company: Prescient Global Funds ICAV, Physical address: 35 Merrion Square East, Dublin 2, D02 KH30, Ireland Postal address: 33 Sir John Rogerson's Quay, Dublin 2, Ireland Telephone number: 00 353 1 676 6959 E-mail: [info@prescient.ie](mailto:info@prescient.ie) Website: [www.prescient.ie](http://www.prescient.ie)

Administrator: Prescient Fund Services (Ireland) Ltd. 35 Merrion Square East, Dublin 2, D02 KH30, Ireland Postal address: 33 Sir John Rogerson's Quay, Dublin 2, Ireland. Telephone number: 00 353 1 676 6959 E-mail: [info@prescient.ie](mailto:info@prescient.ie) Website: [www.prescient.ie](http://www.prescient.ie)

Auditors: EY, Ireland

Legal Advisers: Mathesons, Ireland

Representative Office: Prescient Management Company (RF) (Pty) Ltd, Registration number: 2002/022560/07 Physical address: Prescient House, Westlake Business Park, Otto Close, Westlake, 7945 Postal address: PO Box 31142, Tokai, 7966. Telephone number: 0800 111 899. E-mail address: [info@prescient.co.za](mailto:info@prescient.co.za) Website: [www.prescient.co.za](http://www.prescient.co.za)

Trustee/ Depository: Northern Trust Fiduciary Services (Ireland) Limited. Physical address: Georges Court,54-62 Townsend Street, Dublin 2, Ireland Telephone number: +353 1542 2000 Website: [www.northerntrust.com](http://www.northerntrust.com)