

SARASIN

SARASIN IE MULTI ASSET - STRATEGIC (USD) A ACC

FUND FACTS

FUND AIM

The Fund seeks to achieve a return ahead of inflation over the long-term through investment in a range of asset classes including between 20-60% in shares of companies from around the world. The fund is actively managed. The comparator benchmarks for the fund are referenced in the Fund Information section below. They have been selected because the Investment Manager and the Manager believe that the benchmarks are a suitable comparison for performance purposes given the fund's investment objective and policy. However the Investment Manager has discretion to deviate from the benchmarks' constituents and weightings, subject to the fund's investment objective, policy and internal risk guidelines. While the benchmark indices are used as a performance comparison, portfolio construction is not constrained by them, and holdings may differ materially from those of the benchmarks.

PRICE	CODES		
Price	\$15,685	ISIN	IE00B8G36665
Yield	2,48%	SEDOL	B8G3666
Fund Size	\$59,52m	Bloomberg	SARSUAA

FUND INFORMATION

Fund Structure	Unit Trust
Benchmark	40% MSCI AC World Daily (NTR), 25% ICE BofA US Treasury Index, 25% ICE US Broad Credit Index, 5% SOFR, 5% SOFR +2%
Sector	IA Unclassified
Fund Managers	Phil Collins (Lead Manager), Alastair Baker (Portfolio Manager), Tom Kynge (Portfolio Manager), Michael Jervis (Portfolio Manager)
Fund Launch Date	10 March 2008
Share Class Launch Date	29 May 2013
Initial Charge	0
TER	1,78%
Volatility 3 Years	2,32%
For Sale In	United Kingdom, Guernsey, Ireland, Jersey, South Africa
Number of Units	489717.258

TECHNICAL DETAILS

Domicile	Ireland
Dividend XD Dates*	01 January, 01 July
Dividend Pay Dates	27 January, 27 July
Pricing Frequency	Daily
Fund Management Group Name	Waystone Management Company (IE) Limited
Daily Valuation Time	Midday
Dealing Cut Off Time	11.59

INFORMATION

Distribution Date	27 January, 27 July
CPU Distributed	0.3328 USD
Highest rolling 1 year return (since launch)	18,47%
Lowest rolling 1 year return (since launch)	-18,52%

INVESTMENT STRATEGY

The Fund seeks to achieve a return ahead of inflation over the long-term through investment in a range of asset classes. The Fund invests globally in a combination of assets. Predominantly these are shares and company or government bonds. Shares held will satisfy Sarasin's thematic process and generally 20-60% of the Fund's assets will be invested in shares. It is not constrained by geography, sector or style but manages risk through a variety of theme characteristics. The bonds will mainly be priced in US Dollars. The Fund will not track an index. Derivatives (financial instruments whose value is linked to the expected future price movements of an underlying asset) may be used only with the aim of reducing risk or costs, or generating additional capital or income.

FUND PERFORMANCE (%)

FUND PERFORMANCE



● Fund ● Benchmark

CUMULATIVE

	1m	3m	YTD	1yr	3yr	5yr	Since Launch
Fund	5,43%	-0,73%	0,93%	7,45%	18,55%	4,85%	56,85%
Benchmark	4,14%	1,55%	2,87%	14,33%	33,75%	27,39%	118,24%

ANNUALISED GROWTH RATE

	3yr (ann)	5yr (ann)	Since Launch (ann)
Fund	5,84%	0,95%	2,51%
Benchmark	10,18%	4,96%	4,40%

DISCRETE RETURNS - 12 MONTHS ENDING 31 MARCH 2026

	0-12m	12-24m	24-36m	36-48m	48-60m
Fund	1,79%	3,63%	7,71%	-8,90%	-1,55%
Benchmark	10,54%	6,09%	10,56%	-4,70%	1,19%

FEES

Annual Management Fee	1,50%
Transaction Cost	0,10%
Other Expenses	0,28%
Performance Fee	0,00%
Audit Fees	0,00%
VAT	0,00%
Initial Charge	0

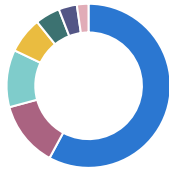
Performance is provided net of fees. Past performance is not a reliable guide to future performance. Performance is calculated in GBP on the basis of net asset values (NAV) and gross dividends reinvested.

Source: Sarasin & Partners LLP and FE Fundinfo. Annualised Growth Rate (AGR) is the increase or decrease in value of an investment, expressed as a percentage per year. The source for the annualised volatility measurement is FE Fundinfo and this measurement is expressed using the standard deviation of the Fund's UK GBP monthly returns over the most recent 36 month period. The benchmark of this fund has changed over time. Please visit www.sarasinandpartners.com/docs/global/benchmarkhistory for a full history. The index data referenced is the property of third party providers and has been licensed for use by us. Our third party providers accept no liability in connection with its use. See our website for a full copy of our Index Disclaimers www.sarasinandpartners.com/docs/default-source/regulatory-and-policies/index-disclaimers.pdf* Accumulation Dividends are reinvested back into the fund, Income units are paid out to investors.

The Sarasin IE Multi Asset Strategio Fund is registered and approved under section 65 of the Collective Investment Schemes Control Act 45 of 2002.

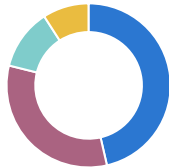
GEOGRAPHIC EQUITY ALLOCATION (%)

- North America **57.9%**
- Emerging Markets **12.9%**
- Europe Ex-UK **11.3%**
- Japan **7.1%**
- Pacific Basin Ex-Japan **4.9%**
- United Kingdom **3.6%**
- Multi-Regional **2.3%**



ASSET ALLOCATION (%)

- Equities **46.4%**
- Fixed Income **32.5%**
- Alternative Investments **12.0%**
- Liquid Assets **9.1%**



SUMMARY

The Fund has adhered to its policy objective and there have been no material changes in the composition of the portfolio during the reporting period.

CONTACT US

Marketing Enquiries
 Tel: +44 (0) 207 038 7000
 Email: marketing@sarasin.co.uk

Juxon House
 50 George Street
 London W1U 7GA
www.sarasinandpartners.com

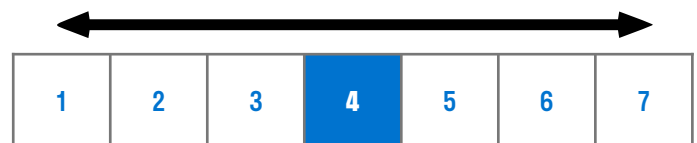
(For further details please see the full Prospectus, Additional Information Document, KID and Semi Annual and Annual Reports, which are available free of charge from Sarasin.)

TOP 10 EQUITY HOLDINGS (%)

- ISHARES MSCI EM DIST **3.8%**
- NVIDIA CORP **3.1%**
- AMAZON.COM INC **2.2%**
- ALPHABET INC-CL A **2.1%**
- MICROSOFT CORP **2.0%**
- MAN JAPAN CORE ALPHA EQ-I-JPY ACC **1.8%**
- ASML HOLDING NV **1.7%**
- BROADCOM INC **1.5%**
- BHP GROUP LTD **1.4%**
- SS SPDR RUSSELL 2000 US SMAL **1.4%**

RISK PROFILE

Lower Risk Potentially lower rewards Higher Risk Potentially higher rewards



The Risk and Reward Indicator table demonstrates where the Fund ranks in terms of its potential risk and return. It is based upon how the Fund has performed in the past and you should note that the Fund may well perform differently in the future. The risk category shown is not guaranteed and may shift over time.

The higher the rank the greater the potential reward but the greater the risk of losing money.

The Fund is ranked at 4 reflecting observed historical returns. The fund is in this category because it has shown moderate levels of volatility historically.

Default risk: The risk that the issuers of fixed income instruments (e.g. bonds) may not be able to meet interest payments nor repay the money they have borrowed. The issuers credit quality is vital. The worse the credit quality, the greater the risk of default and therefore investment loss.

Derivatives risk: The use of derivatives could increase overall risk by magnifying the effect of both gains and losses in a Fund. As such, large changes in value and potentially large financial losses could result

Foreign Investment risk: Foreign securities investments may be subject to risks pertaining to overseas jurisdictions and markets, including (but not limited to) local liquidity, macroeconomic, political, tax, settlement risks and currency fluctuations.

Interest rate risk: The value of fixed income investments (e.g. bonds) tends to be inversely related to interest and inflation rates. Hence their value decreases when interest rates and/or inflation rises.

Currency exchange risk: Changes in the relative values of individual currencies may adversely affect the value of investments and any related income.

Liquidity risk: If there are insufficient buyers or sellers of particular investments, the result may lead to delays in trading and being able to make settlements, and/or large fluctuations in value. This may lead to larger financial losses than expected.

Equity investment risk: Value of equities (e.g. shares) and equity-related investments may vary according to company profits and future prospects as well as more general market factors. In the event of a company default (e.g. bankruptcy), the owners of their equity rank last in terms of any financial payment from that company.

This document only intended for retail investors in South Africa. You should not act or rely on any information contained in this document without seeking advice from a professional adviser.

This is a Minimum Disclosure Document and a General Investor Report. Issued by Sarasin & Partners LLP, 50 George Street, London W1U 7GA, Registered in England and Wales, No. 00329859. Authorised and regulated by the Financial Conduct Authority (FRN: 475111). Website: www.sarasinandpartners.com/za/. Tel: +44 (0)20 7038 7000. Telephone calls may be recorded or monitored in accordance with applicable laws. This document has been produced for regulatory and informational purposes only. It is not a solicitation or an offer to buy or sell any security. The information on which the material is based has been obtained in good faith, from sources that we believe to be reliable, but we have not independently verified such information and we make no representation or warranty, express or implied, as to its accuracy. All expressions of opinion are subject to change without notice. This document should not be relied on for accounting, legal or tax advice, or investment recommendations. Reliance should not be placed on the views and information in this material when taking individual investment and/or strategic decisions. Capital at risk. The value of investments and any income derived from them can fall as well as rise and investors may not get back the amount originally invested. If investing in foreign currencies, the return in the investor's reference currency may increase or decrease as a result of currency fluctuations. Past performance is not a reliable indicator of future results and may not be repeated. Forecasts are not a reliable indicator of future performance.

The Sarasin IE Multi Asset - Strategic (USD) is registered and approved under section 65 of the Collective Investment Schemes Control Act 45 of 2002.

Collective investment schemes are generally medium to long-term investments. The value of participatory interests (units/shares) or the investment may go down as well as up. Past performance is not necessarily a guide to future performance. Collective investment schemes are traded at ruling prices and can engage in borrowing and scrip lending. A schedule of fees, charges and maximum commissions is available on request from Prescient Management Company (RF) (PTY) LTD ("SA Representative") and/or Sarasin & Partners LLP ("the Investment Manager").

Prescient Management Company (RF) (PTY) LTD is registered and approved under the Collective Investment Schemes Control Act 45 of 2002. Registration Number 2002/022560/07. Registered office: Prescient House, Westlake Business Park, Otto Close, Westlake, 7945, South Africa. Performance has been calculated using net NAV to NAV numbers with income reinvested. The performance for each period shown reflects the return for investors who have been fully invested for that period. Individual investor performance may differ as a result of initial fees, the actual investment date, the date of reinvestments and dividend withholding tax. Full performance calculations are available from the Manager on request. Annualised performance shows longer term performance rescaled to a 1-year period. Annualised performance is the average return per year over the period. Actual annual figures are available to the investor on request. Highest and lowest returns for any 1 year over the period since inception have been shown. NAV is the net asset value represents the assets of a Fund less its liabilities. The Investment Manager does not provide any guarantee either with respect to the capital or the return of a portfolio. The Investment Manager reserves the right to close the portfolio to new investors in order to manage it more efficiently in accordance with its mandate.

Where foreign securities are included in a portfolio there may be material risks such as potential constraints on liquidity and the repatriation of funds, macroeconomic risks, political risks, foreign exchange risks, tax risks, settlement risks; and potential limitations on the availability of market information.

The fund may not be appropriate for investors who plan to withdraw their money within five years. Prospective investors should review the Prospectus carefully, including the section on 'Risk Factors', prior to making any final investment decisions. The Prospectus, the KID for the relevant class, as well as the annual and half-yearly reports, are available from the SA Representative and/or the Investment Manager on request. The fund may not be distributed to investors in jurisdictions where such distribution would be unlawful. The Investment Manager reserves the right to reject any applications from outside of the jurisdictions where the fund is registered for sale. US Persons are not permitted to subscribe for units in the fund. Fund prices are published daily and are available on our website. These are also available upon request.

Neither Sarasin & Partners LLP nor any other member of the J. Safra Sarasin Holding Ltd group accepts any liability or responsibility whatsoever for any consequential loss of any kind arising out of the use of this document or any part of its contents. The use of this document should not be regarded as a substitute for the exercise by the recipient of their own judgement. Sarasin & Partners LLP and/or any person connected with it may act upon or make use of the material referred to herein and/or any of the information upon which it is based, prior to publication of this document.

Where the data in this document comes partially from third-party sources the accuracy, completeness or correctness of the information contained in this publication is not guaranteed, and third-party data is provided without any warranties of any kind. Sarasin & Partners LLP shall have no liability in connection with third-party data.