

Policy and Fund Objective

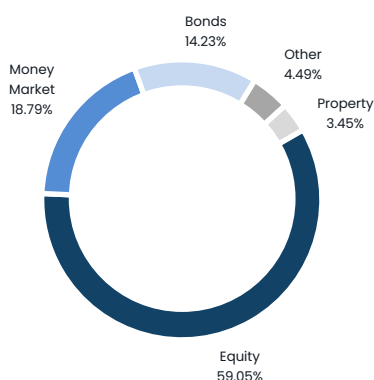
This is a global balanced fund with the investment objective to generate capital growth over the long term, suited to investors with a moderate proclivity to risk. This fund may have offshore exposure up to 100%, with equity exposure typically ranging from 50-70%, investing across global asset classes such as equities, fixed income property and cash. The fund is diversified across asset classes, regions and currencies and aims to generate real returns relative to global inflation with a carefully selected mixture of passive and active investments. This fund is permitted to invest in direct equities and collective investment schemes.

Risk Indicator

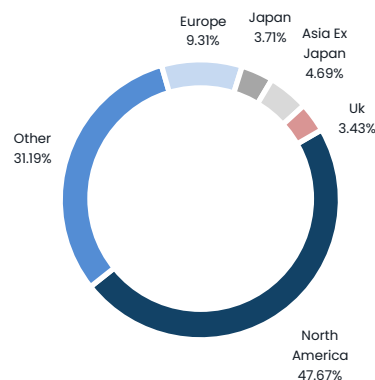
This fund aims to deliver capital growth to investors over a medium to long term time frame. The fund will invest in a range of riskier asset classes such as equities in order to generate real capital growth over time, and will diversify this risk through exposure to asset classes such as bonds, cash and listed property. Risks in the fund include equity, interest rate, currency and credit risk as well as additional risks which may present themselves from time to time. Risk is mitigated through diversification across asset classes and underlying fund managers, as well as a longer investment horizon.



Asset Allocation (%)



Geographic Exposure

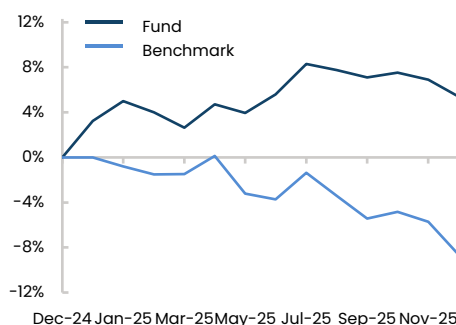


Annualized Performance (%)

	Fund	Benchmark
YTD	2.09	-8.65
1 year	2.09	-8.65
Since incep.	5.10	-3.01
Highest rolling 1 year	2.09	-8.65
Lowest rolling 1 year	2.09	-8.65

*All performance figures are net of fees.

Cumulative Performance



Source: Performance calculated by Prescient Fund Services verified by the FSP
Date: 31 December 2025

Top 10 Fund Holdings

Fund Name	% of Fund
iShares Core MSCI World UCITS ETF	14.81%
Satrix World Equity Tracker Fund	14.05%
iShares Global Govt Bond UCITS ETF	12.79%
Coronation Global Strategic USD Income Fund	10.81%
Dodge & Cox Global Stock Fund	8.56%
Berkshire Hathaway	7.89%
Fidelity Institutional Liquidity USD Fund	7.27%
Scottish Mortgage Investment Trust	6.16%
Allan Gray Orbis Global Optimal Fund of Funds	5.90%
Fidelity Emerging Markets Limited	5.42%
Total	93.65%

Fund Information

Investment Manager:
Galileo Capital (Pty) Ltd

Fund Classification:
Global - Multi Asset - High Equity

Benchmark:
USTB ZAR (1500)

Base Currency:
ZAR

ISIN:
ZAE000330973

Fund Size:
R84.3 m

No of Units:
45,100,543

Unit Price:
105.41

Fee Class:
A

Inception Date:
09 December 2024

Minimum Investment:
R100 000 lump-sum
R2 500 per month

Annual Management Fee:
0.58% (excl. VAT)

Fee Breakdown:

Management Fees	0.58%
Performance Fees	N/A
Other Fees*	0.41%
Total Expense Ratio	0.99%
Transaction Costs	0.11%
Total Investment Charge	1.10%

*Other fees includes underlying fee (where applicable): Audit Fees, Custody Fees, Trustee Fees and VAT

The TER figures are estimated due to the short lifespan of the fund. Accurate figures will be available on the Q1 2026 MDD.

Please note that the geographic exposure figures on the MDD issued on 24 July 2025 were incorrect.

Income Distribution:

31 March 2025 - No Distributions

Disclosure

The portfolio has adhered to its object and there were no material changes to the composition of the Fund portfolio during the quarter.

Glossary

Annualised Performance: Annualised performance shows longer term performance rescaled to a 1 year period. Annualised performance is the average return per year over the period. Actual annual figures are available to the investor on request.

Highest & Lowest Performance: The highest and lowest performance for any 1 year over the period since inception have been shown.

NAV: The net asset value represents the assets of a Fund less its liabilities.

Total Expense Ratio (TER%): The Total Expense Ratio (TER) is the percentage of the net asset value of the class of the Financial Product incurred as expenses relating to the administration of the Financial Product.

Transaction Costs (TC%): The Transaction Costs (TC) is the percentage of the net asset value of the Financial Product incurred as costs relating to the buying and selling of the assets underlying the Financial Product.

Total Investment Charges TIC (%) = TER (%) + TC (%): The Total Investment Charges (TIC), the TER + the TC, is the percentage of the net asset value of the class of the Financial Product incurred as costs relating to the investment of the Financial Product. It should be noted that a TIC is the sum of two calculated ratios (TER+TC).

Fund Specific Risk

Default Risk: The risk that the issuers of fixed income instruments may not be able to meet interest payments nor repay the money they have borrowed. The issuers credit quality is vital. The worse the credit quality, the greater the risk of default and therefore investment loss.

Interest Rate Risk: The value of fixed income investments (e.g. bonds) tends to be inversely related to interest and inflation rates. Hence their value decreases when interest rates and/or inflation rises.

Currency Exchange Risk: Changes in the relative values of individual currencies may adversely affect the value of investments and any related income.

Geographic / Sector Risk: For investments primarily concentrated in specific countries, geographical regions and/or industry sectors, their resulting value may decrease whilst portfolios more broadly invested might grow.

Liquidity Risk: If there are insufficient buyers or sellers of particular investments, the result may lead to delays in trading and being able to make settlements, and/or large fluctuations in value. This may lead to larger financial losses than expected.

Equity Investment Risk: Value of equities (e.g. shares) and equity-related investments may vary according to company profits and future prospects as well as more general market factors. In the event of a company default (e.g. bankruptcy), the owners of their equity rank last in terms of any financial payment from that company.

Disclaimer

Collective Investment Schemes in Securities (CIS) should be considered as medium to long-term investments. The value may go up as well as down and past performance is not necessarily a guide to future performance. CISs are traded at the ruling price and can engage in scrip lending and borrowing. The collective investment scheme may borrow up to 10% of the market value of the portfolio to bridge insufficient liquidity. A schedule of fees, charges and maximum commissions is available on request from the Manager. There is no guarantee in respect of capital or returns in a portfolio. A CIS may be closed to new investors in order for it to be managed more efficiently in accordance with its mandate. CIS prices are calculated on a net asset basis, which is the total value of all the assets in the portfolio including any income accruals and less any permissible deductions (brokerage, STT, VAT, auditor's fees, bank charges, trustee and custodian fees and the annual management fee) from the portfolio divided by the number of participatory interests (units) in issue. Forward pricing is used. The Fund's Total Expense Ratio (TER) reflects the percentage of the average Net Asset Value (NAV) of the portfolio that was incurred as charges, levies and fees related to the management of the portfolio. A higher TER does not necessarily imply a poor return, nor does a low TER imply a good return. The current TER cannot be regarded as an indication of future TERs. During the phase in period TERs do not include information gathered over a full year. Transaction Costs (TC) is the percentage of the value of the Fund incurred as costs relating to the buying and selling of the Fund's underlying assets. Transaction costs are a necessary cost in administering the Fund and impacts Fund returns. It should not be considered in isolation as returns may be impacted by many other factors over time including market returns, the type of Fund, investment decisions of the investment manager and the TER.

Where foreign securities are included in a portfolio there may be potential constraints on liquidity and the repatriation of funds, macroeconomic risks, political risks, foreign exchange risks, tax risks, settlement risks, and potential limitations on the availability of market information. The investor acknowledges the inherent risk associated with the selected investments and that there are no guarantees. Please note that all documents, notifications of deposit, investment, redemption and switch applications must be received by Prescient by or before 10h00 (Irish Time), to be transacted at the net asset value price for that day. Where all required documentation is not received before the stated cut-off time Prescient shall not be obliged to transact at the net asset value price as agreed to. Funds are priced at either 17h00 (New York Time) depending on the nature of the Fund. Prices are published daily and are available on the Prescient website.

Performance has been calculated using net NAV to NAV numbers with income reinvested. The performance for each period shown reflects the return for investors who have been fully invested for that period. Individual investor performance may differ as a result of initial fees, the actual investment date, the date of reinvestments and dividend withholding tax. Full performance calculations are available from the manager on request.

Contact Details

Management Company: Prescient Management Company (RF) (Pty) Ltd., **Registration number:** 2002/022560/07 **Physical address:** Prescient House, Westlake Business Park, Otto Close, Westlake, 7945 **Postal address:** PO Box 31142, Tokai, 7966 **Telephone number:** 0800 111 899 **E-mail:** info@prescient.co.za **Website:** www.prescient.co.za

Trustee: Nedbank Investor Services, **Physical address:** 2nd Floor, 16 Constantia Boulevard, Constantia Kloof, Roodepoort, 1709 **Telephone number:** +27 11 534 6557 **Website:** www.nedbank.co.za

The Management Company and Trustee are registered and approved under the Collective Investment Schemes Control Act (No.45 of 2002). Prescient is a member of the Association for Savings and Investments SA.

Investment Manager: Galileo Capital (Pty) Ltd, **Registration number:** 2005/004558/07 is an authorised Financial Services Provider (21239) under the Financial Advisory and Intermediary Services Act (No.37 of 2002), to act in the capacity as investment manager. This information is not advice, as defined in the Financial Advisory and Intermediary Services Act (No.37 of 2002). Please be advised that there may be representatives acting under supervision. **Physical and postal address:** 5 Second Road, Fountain Grove Office, Hyde Park, Gauteng, 2196 **Telephone number:** 011-502-8810 **Website:** www.galileocapital.co.za