


Cogence Cautious Prescient Fund of Funds

Minimum Disclosure Document & General Investor Report

31 March 2026

cogence

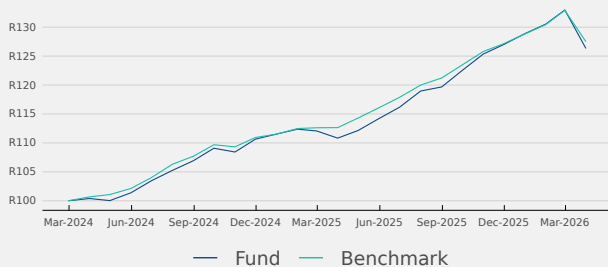
Fund details

Portfolio manager	Cogence (Pty) Ltd.
Asset allocation advised by	BlackRock
Launch date	18 March 2024
ASISA classification	(ASISA) - SA - Multi Asset - Low Equity
Benchmark ¹	(ASISA) - SA - Multi Asset - Low Equity Category Average
Risk profile	 Low
Fund size	R307,436,420
Income distribution	Bi Annually (End March and September)
Regulation 28 compliant	Yes
Currency	South African Rands
NAV price month	118.20c
Inception NAV price	100c
Number of units	260,086,545
Annual fees (Incl. VAT)	0.765%
Performance fees	None
Total expense ratio (TER)	1.47%
Transaction costs (TC)	0.11%
Total investment charges (TIC)	1.58%
JSE code	COCFFA
ISIN number	ZAE000331682
Transaction cut-off time:	16:00

Notes

- Benchmark and performance data is provided by Cogence (Pty) Ltd
- The fund aims to target the benchmark. The benchmark performance is shown for illustrative purposes.
- There have been no material changes to the fund details displayed above since the fund launch.

Illustrative cumulative performance for a R100 lump-sum investment since launch



The investment performance is for illustrative purposes only. The investment performance is calculated by taking the actual initial fees and all ongoing fees into account for the amount shown and income is reinvested on the reinvestment date.

Investment policy

The objective of the fund is to preserve capital over the short-to-medium term, while also providing some exposure to long-term capital growth. It will invest across a broad range of markets and multiple asset classes, including local and offshore investments. Offshore investments are included within permitted regulatory limits to a maximum of 45%. Underlying investments may include both passive and actively managed strategies to ensure diversification across sectors, geographies and investment styles. The strategy is constructed with a low allocation to equity, not exceeding 40%.

The fund will conform to legislation governing retirement portfolios (Regulation 28 of the Pension Funds Act) and is thus suitable as an investment vehicle for retirement portfolios.

Who this investment may be suitable for

This strategy is appropriate for investors with a low-risk profile seeking capital preservation and stable real returns. It is designed for those with a low tolerance for market volatility, who require some equity exposure for growth, while still prioritising capital protection. A minimum investment term of three years is recommended.

The fund has adhered to its policy objectives as stated in the supplemental deed.

Historical performance* (net of fees)

Period	Fund	Benchmark
1 month	-5.00%	-4.07%
3 months	-1.97%	-1.03%
YTD	-1.97%	-1.03%
1 year	13.98%	13.19%
3 year	-	-
5 year	-	-
Since Launch (Ann.)	12.17%	12.68%
Since Launch (Cum.)	26.33%	27.50%

Performance data longer than 1 year is annualised.

Risk statistics (since launch)

Statistic	Fund	Benchmark
Volatility	5.44%	4.30%
Maximum drawdown	-5.00%	-4.07%
Highest one-year return	18.65%	18.02%
Lowest one-year return	10.40%	11.89%
Sharpe ratio (Rf = STeFI)	0.82	1.15

* Performance is calculated using the Total Returns Index (TRI), net of fees, with all dividend and/or income declarations reinvested on the declaration date at the net asset value price at that time. Investment performance is for illustrative purposes only.

Manager allocation

Cogence Global Growth (USD)	30.1%
Discovery Strategic Bond Fund	11.1%
Discovery Diversified Income Fund	9.8%
Ashburton Bond Fund	8.3%
10X Yield Selected Bond Index Fund	8.3%
Satrix Bond Index Fund	6.4%
1NVEST ILB Index Tracker Fund	5.6%
Laurium BCI Strategic Income Fund	4.2%
Ishares MSCI USA Esg Enhanced UCITS ETF	3.8%
Blackrock Advantage World Equity Fund	3.1%
PGIM Jennison Us Growth Fund	2.3%
Dimensional UA Core Equity Fund	2.3%
BlackRock Systematic Equity Factor	2.0%
Blackrock Global Unconstrained Equity Fund	2.0%
Ishares MSCI Em Esg Enhanced CTB UCITS ETF	2.0%
Ninety One SA Equity Fund	2.0%
Prescient Core Capped Equities Fund	1.9%
Satrix Top40 Index	1.8%
Nedgroup Inv Money Market Fund	1.5%
Cash South African Rand	1.3%
PGIM Corporate Bond Fund	1.3%
Ninety One Active Quants Fund	1.2%
All Weather BCI Equities Fund	1.1%
Perpetua SCI Relative Equity Fund	1.1%
Cash USD	1.0%
Ishares Edge MSCI World Value Factor UCITS ETF	1.0%
Dodge & Cox Worldwide Global Stock Fund	1.0%
Aeon Active Equities Prescient Fund	0.9%
Fairtree Equity Prescient Fund	0.9%
Ishares Euro Government Bond Index Fund	0.9%
Ishares JP Morgan Em Local Government Bond ETF	0.9%
BGF Continental European Flexible Fund	0.8%
iShares Global Infrastructure ETF	0.8%
Satrix Mid Cap Fund	0.8%
Payden Global Emerging Markets Bond Fund	0.7%

May not add up to 100% due to rounding.

Top 5 equity security holdings

NVIDIA Corp	0.91%
Microsoft Corp	0.91%
Naspers Ltd	0.85%
Apple Inc	0.84%
Anglogold Ashanti PLC	0.73%

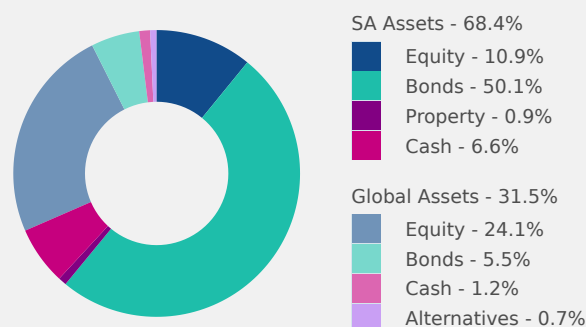
Top 5 bond instrument holdings

South Africa (Republic of) 9%	3.87%
South Africa (Republic of) 8.75%	3.55%
South Africa (Republic of) 8.75%	3.24%
South Africa (Republic of) 8.5%	2.93%
South Africa (Republic of) 8.25%	2.16%

Income distribution (last 12 months)

September 2025	2.48c
March 2025	2.15c

Asset allocation



Data source: Prescient

Portfolio composition

The Cogence Cautious Prescient Fund of Funds is constructed as a diversified portfolio of funds across various asset classes and both active and passive strategies. BlackRock advises on asset allocation and global manager selection, while RisCura advises on local manager selection.

During the first quarter of 2026, the portfolio's asset allocation remained broadly stable across all categories. Offshore (global ex-SA) exposure was maintained at 31.30%. Within local assets, SA cash increased to 9.20%, while SA equity remained stable at 12.5%. The allocation to SA bonds was reduced slightly to 47.00%. There were no changes to the local or global managers.

The portfolio remains within the defined risk parameters of a low risk profile in keeping with the ASISA category's equity allowance of up to 40%.

Monthly market commentary

Local markets experienced a difficult period, with broad based weakness across equities, bonds, and listed property as elevated global uncertainty and domestic challenges weighed on investor sentiment. The FTSE/JSE All Share Total Return Index declined 10.45%, marking its worst monthly performance since 2008.

Local fixed income detracted from returns, with the FTSE/JSE All Bond Total Return Index falling 6.83%. Disruption to oil supplies through the Strait of Hormuz heightened near term inflation concerns and clouded the policy outlook, with the South African Reserve Bank (SARB) holding rates steady at both meetings during the quarter.

Listed property was the weakest performer, with the FTSE/JSE All Property Total Return Index declining 12.16%. Higher interest rate sensitivity, elevated funding costs, and a subdued domestic growth outlook continued to weigh on the sector.

The rand weakened by 7.02% against the US dollar, reflecting global risk aversion, capital outflows from emerging markets, and domestic political and fiscal concerns. While currency weakness supported rand hedge stocks and offshore earnings, this provided limited relief for broader market performance.

In contrast, global assets outperformed local markets in rand terms. The MSCI World Index (ZAR) rose 0.69%, supported by resilient developed market equity performance, while the S&P 500 Index increased 2.15% in US dollar terms. UK equities lagged, with the FTSE 100 Index declining 1.04%.

Global fixed income provided strong diversification benefits, with the Bloomberg Global Aggregate Bond Index (ZAR) returning 5.63%, supported by falling global yields and rand weakness. Emerging markets declined, with the MSCI Emerging Markets Index (ZAR) falling 6.51%.

Overall, the divergence between weak local asset returns and more resilient offshore performance reinforced the importance of geographic diversification and offshore exposure within portfolios.

Performance figures are quoted in ZAR.

General

Collective investment schemes (Unit Trusts) are generally medium to long-term investments. The value of participatory interests (units) or the investment may go down as well as up. Past performance is not necessarily a guide to future performance. Collective investment schemes are traded at ruling prices and can engage in borrowing and scrip lending (i.e. borrowing and lending of assets). The manager does not provide any guarantee, with respect to the capital or the return of a portfolio. Prescient retains full legal responsibility for the third-party-named portfolio. Any forecasts and/or commentary in this document are not guaranteed to occur. Different classes of participatory interests apply to these portfolios and are subject to different fees and charges. A schedule of all fees and charges, inclusive of VAT and maximum commissions, is available on request from us or from your financial adviser. Forward pricing is used.

Investment manager

Cogence (Pty) Ltd.

Registration number	2009/011658/07
Postal address	PO Box 786722, Sandton, Gauteng, 2196
Physical address	Sandton, Gauteng, 2196
Website	www.cogence.co.za
Email	info@cogence.co.za

CIS manager

Prescient Management Company (RF) (Pty) Ltd.

Registration number	2002/022560/07
Physical address	Prescient House, Westlake Business Park, Otto Close, Westlake, 7945
Postal address	PO Box 31142, Tokai, 7966
Telephone number	0800 111 899
E-mail address	info@prescient.co.za
Website	www.prescient.co.za

Prescient is registered and approved under the Collective Investment Schemes Control Act.

Trustee

Nedbank Investor Services

Physical address	2nd Floor, 16 Constantia Boulevard, Constantia Kloof, Roodepoort, 1709
Telephone number	+27 11 534 6557
Website	www.nedbank.co.za

Yields

The yield for bond and income portfolios is historic and is calculated quarterly.

Important information

The collective investment scheme may borrow up to 10% of the market value of the portfolio to bridge insufficient liquidity. The ability of the portfolio to repurchase is dependent upon the liquidity of the securities and cash of the portfolio. A manager may suspend repurchases for a period, subject to regulatory approval, to await liquidity, and the manager must keep the investors informed about these circumstances.

A fund of funds is a portfolio that invests in portfolios of collective investment schemes that levy their own charges. This could result in a higher fee structure.

Lump-sum performance returns are being quoted. Income distributions, prior to deduction of applicable taxes, are included in the performance calculations. NAV to NAV figures have been used for the performance calculations, as calculated by the manager at the valuation time of 16:00 as defined in the deed, over all reporting periods. Investment performance calculations are available for verification upon request by any person. Reinvestment of income is calculated on the actual amount distributed per participatory interest, using the ex-dividend date NAV price of the applicable class of the portfolio, irrespective of the actual reinvestment date. The performance is calculated for the fee class. The individual investor performance may differ, as a result of initial fees, the actual investment date, the date of reinvestment and dividend withholding tax.

The rate of return is calculated on a total return basis, and the following elements may involve a reduction of the investor's capital: interest rates, economic outlook, inflation, deflation, economic and political shocks or changes in economic policy. Annualised returns are period returns re-scaled to a period of one year. This allows investors to compare returns of different assets that they have owned for different lengths of time. All period returns greater than one year have been annualised. Returns for periods less than one year have not been annualised. A cumulative return is the aggregate amount an investment has gained or lost over time, independent of the period of time involved. Actual annual figures are available to the investor on request. Illustrative investment performance is for illustrative purposes only.

Specific fund risks

- Derivatives
- Exposure to foreign securities
- Drawdown
- Liquidity
- Equities
- Bond

For a detailed description of these risks, and other risks that are relevant to the portfolio, please refer to the CIS and other Risk Disclosure Documents, available at www.cogence.co.za.

Glossary

Annualised return - An annualised return is the weighted average compound growth rate over the period measured.

Highest & Lowest return - The highest and lowest returns for any one year over the period since inception have been shown.

Volatility - Volatility (also called standard deviation) is a measure of how widely the returns varied over the period measured.

Maximum drawdown - A maximum drawdown is the maximum loss from a peak to trough of the portfolio over the period measured, before a new peak is attained.

Sharpe ratio - The sharpe ratio is a measure of risk-adjusted returns. The sharpe ratio reflects the extent to which an investment compensates for extra risk.

NAV - The net asset value represents the assets of a fund less its liabilities.

What is the total investment charge (TIC)

Total expense ratio (TER) is the percentage of the value of the portfolio that was incurred as expenses relating to the administration (charges, levies and fees) of the portfolio. TER is calculated over rolling 3 years (or since inception, where applicable), and is annualised, to the most recent calendar quarter-end. A higher TER does not necessarily imply a good return. The current TER may not necessarily be an accurate indication of future TER's. Transaction costs (TC) is the percentage of the value of the portfolio that was incurred as costs relating to the buying and selling of the assets underlying the portfolio. Transaction Costs are a necessary cost in administering the portfolio and impacts portfolio returns. It should not be considered in isolation, as returns may be impacted by many other factors over time, including market returns, the type of financial product, the investment decisions of the investment manager, and the TER. Calculations are based on actual data, where possible, and best estimates, where actual data is not available. Total investment charges (TIC) is the percentage of the value of the portfolio that was incurred as costs relating to the investment of the portfolio. It is the sum of the TER and TC.

For additional information on the portfolio, refer to the application forms, quarterly investment report and minimum disclosure documents, available on our website, www.cogence.co.za, from your financial adviser, or on request from the manager, free of charge.

The complaints policy and procedure, as well as the conflicts of interest management policy, are available on our website www.cogence.co.za. Associates of the manager may be invested within certain portfolios, and the details thereof are available from the manager. The manager has the right to close certain portfolios to new investors, in order to manage them more efficiently, in accordance with their mandates.

The Manager retains full legal responsibility for any third party-named portfolio. Where foreign securities are included in a portfolio there may be potential constraints on liquidity and the repatriation of funds, macroeconomic risks, political risks, foreign exchange risks, tax risks, settlement risks, and potential limitations on the availability of market information.

- This document was published on 17 April 2026.

Please note that all documents, notifications of deposit, investment, redemption and switch applications must be received by Prescient by or before 13:00 (SA), to be transacted at the net asset value price for that day. Where all required documentation is not received before the stated cut off time Prescient shall not be obliged to transact at the net asset value price as agreed to. Funds are priced at either 3pm or 5pm depending on the nature of the Fund. Prices are published daily and are available on the Prescient website.

This portfolio operates as a white label fund under the Prescient Unit Trust Scheme, which is governed by the Collective Investment Schemes Control Act.

Cogence (Pty) Ltd - Registration 2009/011658/07 - is an authorised financial services provider (FSP No 52242).

For further information email info@cogence.co.za or visit us at www.cogence.co.za.