

PORTFOLIOMETRIX ACTIVE INCOME PRESCIENT AMETF

MINIMUM DISCLOSURE DOCUMENT & GENERAL INVESTOR REPORT 31 DECEMBER 2025



MANAGED BY: PORTFOLIOMETRIX - AUTHORISED FSP 42383

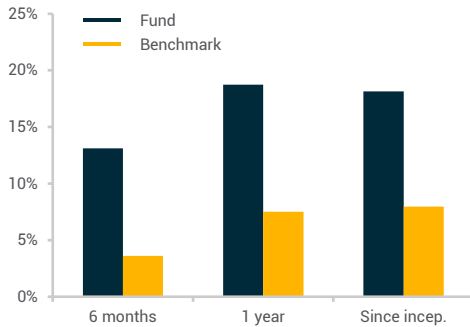
INVESTMENT OBJECTIVE

The investment objective is to achieve a high level of sustainable income and to prioritise the preservation of capital invested.

INVESTMENT POLICY

In order to achieve the objective, the portfolio will be dynamically managed and continually reflect the portfolio managers' view of the relative attractiveness of the various asset classes. Investments acquired for the portfolio will be predominantly interest-bearing securities and money market instruments; although may include equity and property securities, preference shares and assets in liquid form. The portfolio may invest in listed and unlisted financial instruments. The portfolio will be managed in compliance with the prudential investment guidelines for retirement funds in South Africa.

ANNUALISED PERFORMANCE (%)

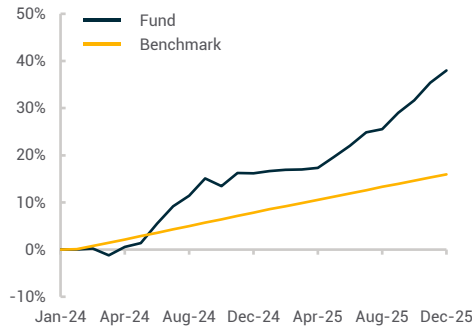


ANNUALISED PERFORMANCE (%)

	Fund	Benchmark
6 months	13.11	3.60
1 year	18.75	7.52
Since incep.	18.15	7.96
Highest rolling 1 year	18.75	8.42
Lowest rolling 1 year	12.10	7.52

All performance figures are net of fees.

CUMULATIVE PERFORMANCE



RISK AND FUND STATS

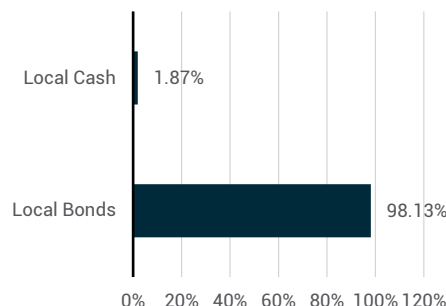
Since inception (p.a.)	Fund	Benchmark
Alpha	10.19%	
Standard Deviation	5.01%	0.15%
Max Drawdown	-1.42%	0.00%
Max Gain	4.07%	0.70%
% Positive Months	87.50%	100.00%

Benchmark risk statistics for funds with intra-month inceptions dates are calculated using the monthly return series.

TOP ISSUER %

	% of Fund
ABSA GROUP LIMITED	1.13%
AFRICAN BANK LIMITED	1.38%
AFRICAN BANK LTD	0.06%
ESKOM HOLDINGS LTD GG	0.21%
FIRSTRAND BANK LTD SA	1.68%
INVESTEC LTD	5.81%
NEDBANK GROUP LTD	1.83%
REP OF SOUTH AFRICA	70.83%
TRANSNET SOC LTD	0.15%

ASSET ALLOCATION %



FUND INFORMATION

Investment Manager:

PortfolioMetrix Asset Management

Fund Classification:

South African Multi-Asset Income

Benchmark:

STeFI Composite

Base Currency:

ZAR

Exchange:

JSE

JSE Code:

PMXINC

ISIN:

ZAE000330551

Regulation 28 Compliant:

Yes

Fund Size:

R1.1 bn

No of Units:

91,863,371

Unit Price:

1,180.40

Inception Date:

26 January 2024

Minimum Investment:

None

Annual Management Fee:

0.58% (excl. VAT)

Liquidity Provider:

Prescient Securities (Pty) Ltd

Bid/Offer Spread:

0.20%

Fee Breakdown:

Management Fee	0.58%
Performance Fees	N/A
Other Fees*	0.18%
Total Expense Ratio	0.76%
Transaction Costs	0.00%
Total Investment Charge	0.76%

*Other fees includes underlying fee (where applicable): Audit Fees, Custody Fees, Trustee Fees and VAT

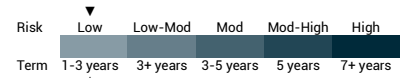
*TIC Fees are calculated in respect of 12 months ending before 30 September 2025

Income Distribution:

31 December 2025 - 14.57 cpu

30 September 2025 - 38.96 cpu

RISK PROFILE



- Dynamically invests across a broad universe of income generating investments, whilst actively managing the risk.
- Diversified exposure to conservative, high-income yielding investments.
- Aiming to generate a return similar to the FTSE/JSE All Bond Index (ALBI) with less volatility.
- The fund strategically avoids exposure to equity, property, or foreign exchange risk.
- Regulation 28 compliant.

PORTFOLIOMETRIX ACTIVE INCOME PRESCIENT AMETF

MINIMUM DISCLOSURE DOCUMENT & GENERAL INVESTOR REPORT 31 DECEMBER 2025



MANAGED BY: PORTFOLIOMETRIX - AUTHORISED FSP 42383

FUND MONTHLY RETURNS

	JAN	FEB	MAR	APR	MAY	JUN	JUL	AUG	SEP	OCT	NOV	DEC	YTD
2024	0.03%	0.16%	-1.42%	1.79%	0.85%	4.07%	3.49%	2.04%	3.26%	-1.38%	2.41%	-0.02%	16.20%
2025	0.36%	0.28%	0.06%	0.28%	1.94%	1.98%	2.33%	0.54%	2.78%	2.07%	2.83%	1.92%	18.75%

Source: Performance calculated by Prescient Fund Services verified by the FSP
Date: 31 December 2025

DISCLOSURE

The portfolio has adhered to its objective and there were no material changes to the composition of the Fund portfolio during the quarter.

Glossary

Annualised Performance: Annualised performance shows longer term performance rescaled to a 1 year period. Annualised performance is the average return per year over the period. Actual annual figures are available to the investor on request.

Highest & Lowest Performance: The highest and lowest performance for any 1 year over the period since inception have been shown.

NAV: The net asset value represents the assets of a Fund less its liabilities.

Alpha: Denotes the outperformance of the fund over the benchmark.

Standard Deviation: The deviation of the return stream relative to its own average.

Max Drawdown: The maximum peak to trough loss suffered by the Fund since inception.

Max Gain: Largest increase in any single month.

% Positive Month: The percentage of months since inception where the Fund has delivered positive return.

Total Expense Ratio (TER%): The Total Expense Ratio (TER) is the percentage of the net asset value of the class of the Financial Product incurred as expenses relating to the administration of the Financial Product.

Performance fee incl. in TER (%) PF (%): The Performance Fee is a payment made to the Fund Manager for generating outperformance and is generally calculated as percentage of outperformance, often both realized and unrealized.

Transaction Costs (TC%): The Transaction Costs (TC) is the percentage of the net asset value of the Financial Product incurred as costs relating to the buying and selling of the assets underlying the Financial Product.

Total Investment Charges TIC (%) = TER (%) + TC (%): The Total Investment Charges (TIC), the TER + the TC, is the percentage of the net asset value of the class of the Financial Product incurred as costs relating to the investment of the Financial Product. It should be noted that a TIC is the sum of two calculated ratios (TER+TC).

Fund Specific Risk

Default Risk: The risk that the issuers of fixed income instruments may not be able to meet interest payments nor repay the money they have borrowed. The issuers credit quality is vital. The worse the credit quality, the greater the risk of default and therefore investment loss.

Contact Details

Management Company: Prescient Management Company (RF) (Pty) Ltd., **Registration number:** 2002/022560/07 **Physical address:** Prescient House, Westlake Business Park, Otto Close, Westlake, 7945 **Postal address:** PO Box 31142, Tokai, 7966 **Telephone number:** 0800 111 899 **E-mail:** info@prescient.co.za **Website:** www.prescient.co.za

Trustee: Standard Bank of South Africa Limited (Registration number 1962/000738/06), **Physical address:** Standard Bank Centre, 5 Simmonds Street, Johannesburg, South Africa 2001 **Telephone number:** 0860 222 050 **Website:** www.standardbank.co.za

The Management Company and Trustee are registered and approved under the Collective Investment Schemes Control Act (No.45 of 2002). Prescient is a member of the Association for Savings and Investments SA.

Investment Manager: PortfolioMetrix Asset Management SA (Pty) Ltd, **Registration number:** 2006/026054/07 is an authorised Financial Services Provider (42383) under the Financial Advisory and Intermediary Services Act (No.37 of 2002), to act in the capacity as investment manager. This information is not advice, as defined in the Financial Advisory and Intermediary Services Act (No.37 of 2002). Please be advised that there may be representatives acting under supervision. **Physical and postal address:** Corner Main Office Park, 2 Payne Road, Bryanston, 2191 **Telephone number:** +27 (10) 448 1400 **Website:** www.portfoliomatrix.com

This document is for information purposes only and does not constitute or form part of any offer to issue or sell or any solicitation of any offer to subscribe for or purchase any particular investments. Opinions expressed in this document may be changed without notice at any time after publication. We therefore disclaim any liability for any loss, liability, damage (whether direct or consequential) or expense of any nature whatsoever which may be suffered as a result of or which may be attributable directly or indirectly to the use of or reliance upon the information.

Prescient



ABOUT PORTFOLIOMETRIX

PortfolioMetrix is a global investment management business. Launched in 2010, we continue to support and empower advisers to provide bespoke and scalable investment solutions to their clients. Our proprietary integrated technology platform and investment management capability are the cornerstones to our offering.

Our investment proposition focuses on sound asset allocation theory and pragmatic, common sense implementation to create reliable investment strategies across asset classes and multi asset portfolios.

Our pioneering efforts have been recognised through multiple industry awards, including those for innovation, investment performance and process, disruption, client service and adviser satisfaction.

The Future of Investment Management. Today.

Contact

JOHANNESBURG

**Corner Main Office Park Payne Road,
Bryanston +27 10 488 1281
infoSA@portfoliomatrix.com**

CAPE TOWN

**Constantia Emporium, Ladies Mile -
Constantia
+27 10 488 1281
infoSA@portfoliomatrix.com**

DURBAN

**2 Ncondo Place, Ridgeside Dr,
Umhlanga Ridge, Durban, 4319
+27 (10) 448 1400
infoSA@portfoliomatrix.com**

IRELAND

**5 Marine Terrace, Dun Laoghaire, Co.
Dublin, A96 H9T8
+353 1 539 7244
infoIE@portfoliomatrix.com**

UNITED KINGDOM

**66 Buckingham Gate London
SW1E 6AU
+44 20 7965 7533
infoUK@portfoliomatrix.com**

www.portfoliomatrix.com

This document is only for professional financial advisers, their clients and their prospective clients. The information given here is for information purposes only and is not intended to constitute financial, legal, tax, investment, or other professional advice. It should not be relied upon as such and PortfolioMetrix cannot accept any liability for loss for doing so. If you are a retail investor, your financial adviser can help explain the information provided. Any forecasts, expected future returns or expected future volatilities are not guaranteed and should not be relied upon. The value of investments, and the income from them, can go down as well as up, and you may not recover the amount of your original investment. Past performance is not a reliable indicator of future performance. Portfolio holdings and asset allocation can change at any time without notice. PortfolioMetrix Asset Management SA (Pty) Ltd is an Authorised Financial Services Provider in South Africa.

Collective Investment Schemes in Securities (CIS) should be considered as medium to long-term investments. The value may go up as well as down and past performance is not necessarily a guide to future performance. CISs are traded at the ruling price and can engage in scrip lending and borrowing. The collective investment scheme may borrow up to 10% of the market value of the portfolio to bridge insufficient liquidity. A schedule of fees, charges and maximum commissions is available on request from the Manager. There is no guarantee in respect of capital or returns in a portfolio. A CIS may be closed to new investors in order for it to be managed more efficiently in accordance with its mandate. CIS prices are calculated on a net asset basis, which is the total value of all the assets in the portfolio including any income accruals and less any permissible deductions (brokerage, STT, VAT, auditor's fees, bank charges, trustee and custodian fees and the annual management fee) from the portfolio divided by the number of participatory interests (units) in issue. Forward pricing is used. The Fund's Total Expense Ratio (TER) reflects the percentage of the average Net Asset Value (NAV) of the portfolio that was incurred as charges, levies and fees related to the management of the portfolio. A higher TER does not necessarily imply a poor return, nor does a low TER imply a good return. The current TER cannot be regarded as an indication of future TER's. During the phase in period TER's do not include information gathered over a full year. Transaction Costs (TC) is the percentage of the value of the Fund incurred as costs relating to the buying and selling of the Fund's underlying assets. Transaction costs are a necessary cost in administering the Fund and impacts Fund returns. It should not be considered in isolation as returns may be impacted by many other factors over time including market returns, the type of Fund, investment decisions of the investment manager and the TER.

Where a current yield has been included for Funds that derive its income primarily from interest bearing income, the yield is a weighted average yield of all underlying interest-bearing instruments as at the last day of the month. This yield is subject to change as market rates and underlying investments change.

Exchange traded funds are listed on an exchange and may incur additional costs.

The Manager retains full legal responsibility for any third party-named portfolio. Where foreign securities are included in a portfolio there may be potential constraints on liquidity and the repatriation of funds, macroeconomic risks, political risks, foreign exchange risks, tax risks, settlement risks, and potential limitations on the availability of market information. The investor acknowledges the inherent risk associated with the selected investments and that there are no guarantees.

Performance has been calculated using net NAV to NAV numbers with income reinvested. The performance for each period shown reflects the return for investors who have been fully invested for that period. Individual investor performance may differ as a result of initial fees, the actual investment date, the date of reinvestments and dividend withholding tax. Full performance calculations are available from the manager on request.

Exchange Traded Funds vs Unit Trusts: Whilst both unit trusts and ETFs are regulated and registered under the Collective Investment Schemes Control Act, ETFs trade on stock exchanges just like any other listed, tradable security. Unlike a unit trust, which can be bought or sold only at the end of the trading day, an ETF can be traded intraday, during exchange trading hours.

For any additional information such as fund prices, brochures and application forms please go to www.prescient.co.za.

This portfolio operates as a white label fund under the Prescient ETF Scheme, which is governed by the Collective Investment Schemes Control Act.

The Management Company and Trustee are registered and approved under the Collective Investment Schemes Control Act (No.45 of 2002). Prescient is a member of the Association for Savings and Investments South Africa.

This document is for information purposes only and does not constitute or form part of any offer to issue or sell or any solicitation of any offer to subscribe for or purchase any particular investments. Opinions expressed in this document may be changed without notice at any time after publication. We therefore disclaim any liability for any loss, liability, damage (whether direct or consequential) or expense of any nature whatsoever which may be suffered as a result of or which may be attributable directly or indirectly to the use of or reliance upon the information.

The Prescient ETF Programme Memorandum and the relevant supplement contains detailed information on the AMETF. The MDD must be read in conjunction with these documents. The documents may be found on Prescient's website.