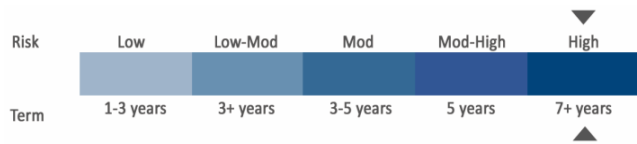


INVESTMENT OBJECTIVE

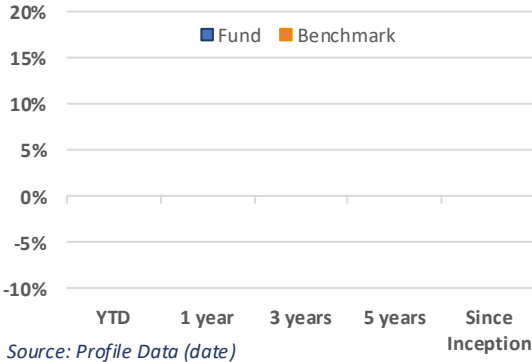
The Portfolio is a long-only, open-ended investment vehicle which aims to achieve long term capital growth through investment in global listed equities. The Portfolio is primarily intended for investors with a long-term of at least seven years. The benchmark of the underlying fund is the ASISA Global Equity.

INVESTMENT POLICY

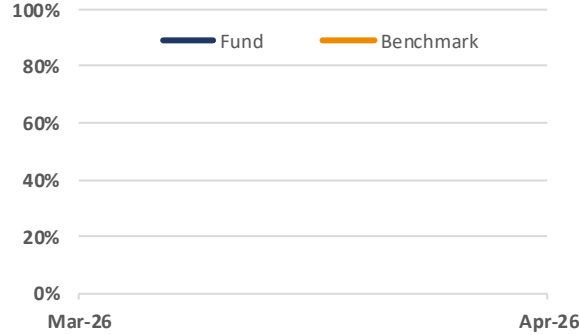
The VEGA Global Strategic Prescient Feeder Fund will, apart from assets held in liquid form, invest exclusively in participatory interests of the VEGA Global Strategic Fund (“the Underlying Fund”), which is domiciled in Guernsey. The Underlying Fund is built on strategic flexibility and is not constrained by rigid investment styles or benchmarks. This unconstrained mandate allows for investments across sectors, geographies, and market capitalisations, enabling the portfolio to adapt as market conditions evolve and to capture a broad range of opportunities. The fund overall objective is to generate returns in excess of the benchmark over the medium to long term. The benchmark of the underlying fund is the ASISA Global Equity.



ANNUALISED PERFORMANCE (%)



CUMULATIVE PERFORMANCE (%)

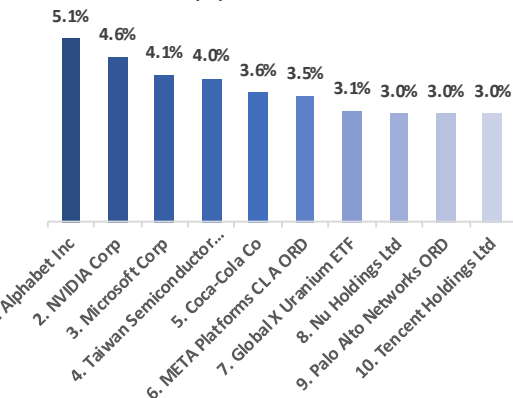


ANNUALISED PERFORMANCE (%)

Date	Fund	Benchmark
1 year		
3 years		
5 years		
Since inception		
Highest rolling 1 year		
Lowest rolling 1 year		

All performance figures are net of fees.

TOP 10 HOLDINGS (%)



RISK AND FUND STATISTICS

Since Inception (p.a.)	Fund	Benchmark
Sharpe Ratio		
Sortino Ratio		
Information Ratio		
Standard Deviation		
Maximum Drawdown		
Maximum Gain		
% Positive Months		

Benchmark risk statistics for funds with intra-month inceptions are calculated using the monthly return series.

ASSET ALLOCATION (%)

Date	S.A	Foreign	Total
Equity	1.8%	97.7%	99.5%
Cash	0.0%	0.5%	0.5%
Total	1.8%	98.2%	100%

FUND INFORMATION

Fund Manager:
VEGA Asset Management

Fund Classification:
Global – Equity - General

Benchmark:
(ASISA) – Global Equity - General

FUND DETAILS

JSE Code:
VGSPFF

ISIN NUMBER:
ZAE000358248

Regulation 28 Compliant:
No

Fund Size:
R 1 034 726

Number of Units:
1,010,000

Unit Price:
R 1,02

Inception Date:
9 March 2026

Income Distribution:
None

Minimum Investment:
R1 000

Initial Fee:
0.00%

Annual Management Fee (Excl. VAT):
0.10%

Performance Fee:
0.00%

Fee Class:
Class A

Fee Breakdown:	%
Management Fee	0.10%
Performance Fee	0.00%
Other Fees*	0.00%
Total Expense Ratio	0.10%
Transaction Costs	0.00%
Total Investment Charge	0.10%

*Other fees includes underlying fee (where applicable): Audit Fees, Custody Fees, Trustee Fees and VAT.

*Please note the Total Expense Ratio and Transaction Costs cannot be determined accurately because of the short life span of the Financial Product and the funds TER will be available after one year.

FUND MONTHLY PERFORMANCE

Year		Jan	Feb	Mar	Apr	May	Jun	Jul	Aug	Sep	Oct	Nov	Dec	YTD
2026	Fund													
	Benchmark													

Performance figures will be available 12 months after launch.

GLOSSARY
Annualised performance: Annualised performance shows longer term performance rescaled to a 1 year period. Annualised performance is the average return per year over the period. Actual annual figures are available to the investor on request. Performance figures will be available 12 months after launch.
Highest & Lowest performance: The highest and lowest performance for any 1 year over the period since inception have been shown.
NAV: The net asset value represents the assets of a Fund less its liabilities.
Current Yield: Annual income (interest or dividends) divided by the current price of the security.
Sharpe Ratio: The Sharpe ratio is used to indicate the excess return the portfolio delivers over the risk free rate per unit of risk adopted by the fund.
Standard Deviation: The deviation of the return stream relative to its own average.
Max Gain: Largest increase in any single month.
Max Drawdown: The maximum peak to trough loss suffered by the Fund since inception.
% Positive Month: The percentage of months since inception where the fund has delivered positive return.

FUND SPECIFIC RISKS
Default Risk: The risk that the issuers of fixed income instruments may not be able to meet interest payments nor repay the money they have borrowed. The issuers credit quality is vital. The worse the credit quality, the greater the risk of default and therefore investment loss.
Derivatives risk: The use of derivatives could increase overall risk by magnifying the effect of both gains and losses in a Fund. As such, large changes in value and potentially large financial losses could result.
Foreign Investment risk: Foreign securities investments may be subject to risks pertaining to overseas jurisdictions and markets, including (but not limited to) local liquidity, macroeconomic, political, tax, settlement risks and currency fluctuations.
Interest rate risk: The value of fixed income investments (e.g. bonds) tends to be inversely related to interest and inflation rates. Hence their value decreases when interest rates and/or inflation rises.
Currency exchange risk: Changes in the relative values of individual currencies may adversely affect the value of investments and any related income.
Geographic / Sector risk: For investments primarily concentrated in specific countries, geographical regions and/or industry sectors, their resulting value may decrease whilst portfolios more broadly invested might grow.
Derivative counterparty risk: A counterparty to a derivative transaction may experience a breakdown in meeting its obligations thereby leading to financial loss.
Liquidity risk: If there are insufficient buyers or sellers of particular investments, the result may lead to delays in trading and being able to make settlements, and/or large fluctuations in value. This may lead to larger financial losses than expected.
Equity investment risk: Value of equities (e.g. shares) and equity-related investments may vary according to company profits and future prospects as well as more general market factors. In the event of a company default (e.g. bankruptcy), the owners of their equity rank last in terms of any financial payment from that company

RISK INDICATOR DISCLOSURE
 The Portfolio is more diversified than the benchmark, thus holding smaller positions in the largest capitalisation stocks than the benchmark. This comes with the risk of more volatile relative returns to the broader market when the largest stocks in the benchmark outperform. We believe however that this strategy of holding a more diversified portfolio results in lower single stock risk, and whilst there may be periods of underperformance when the large cap stocks rally, we firmly believe in efficient risk management on an absolute basis. The strategy is also exposed to various factors driving investment performance, for example Value and Momentum, and these factors may also experience periods of relative underperformance. Global research has shown however, that consistent long term exposure to these factors lead to investment reward. This portfolio is permitted to invest in foreign securities which may have additional risks (FX Movements for example).

DISCLAIMER
 Collective Investment Schemes in Securities (CIS) should be considered as medium to long term investments. The value may go up as well as down and past performance is not necessarily a guide to future performance. CIS's are traded at the ruling price and can engage in scrip lending and borrowing. The collective investment scheme may borrow up to 10% of the market value of the portfolio to bridge insufficient liquidity. A schedule of fees, charges and maximum commissions is available on request from the Manager. There is no guarantee in respect of capital or returns in a portfolio. A CIS may be closed to new investors in order for it to be managed more efficiently in accordance with its mandate.

CIS prices are calculated on a net asset basis, which is the total value of all the assets in the portfolio including any income accruals and less any permissible deductions (brokerage, STT, VAT, auditor's fees, bank charges, trustee and custodian fees and the annual management fee) from the portfolio divided by the number of participatory interests (units) in issue. Forward pricing is used. The Fund's Total Expense Ratio (TER) reflects the percentage of the average Net Asset Value (NAV) of the portfolio that was incurred as charges, levies and fees related to the management of the portfolio. A higher TER does not necessarily imply a poor return, nor does a low TER imply a good return. The current TER cannot be regarded as an indication of future TER's. During the phase in period TER's do not include information gathered over a full year. Transaction Costs (TC) is the percentage of the value of the Fund incurred as costs relating to the buying and selling of the Fund's underlying assets. Transaction costs are a necessary cost in administering the Fund and impacts Fund returns. It should not be considered in isolation as returns may be impacted by many other factors over time including market returns, the type of Fund, investment decisions of the investment manager and the TER.

A Feeder Fund is a portfolio that invests in a single portfolio of a collective investment scheme which levies its own charges, and which could result in a higher fee structure for the feeder fund.

The Manager retains full legal responsibility for any third party named portfolio. Where foreign securities are included in a portfolio there may be potential constraints on liquidity and the repatriation of funds, macro economic risks, political risks, foreign exchange risks, tax risks, settlement risks; and potential limitations on the availability of market information. The investor acknowledges the inherent risk associated with the selected investments and that there are no guarantees. Please note that all documents, notifications of deposit, investment, redemption and switch applications must be received by Prescient by or before 13:00 (SA), to be transacted at the net asset value price for that day. Where all required documentation is not received before the stated cut off time Prescient shall not be obliged to transact at the net asset value price as agreed to. Funds are priced at 3pm or 5pm depending on the nature of the Fund. Prices are published daily and are available on the Prescient website.

This portfolio operates as a white label fund under the Prescient Unit Trust Scheme, which is governed by the Collective Investment Schemes Control Act.

Performance has been calculated using net NAV to NAV numbers with income reinvested. The performance for each period shown reflects the return for investors who have been fully invested for that period. Individual investor performance may differ as a result of initial fees, the actual investment date, the date of reinvestments and dividend withholding tax. Full performance calculations are available from the manager on request.

The fund has adhered to its investment policy objectives during the period covered by this reporting.

For any additional information such as fund prices, brochures and application forms please go to www.vegaassetmanagement.co.za.

CONTACT DETAILS
Management Company: Prescient Management Company (RF) (Pty) Ltd., **Registration number:** 2002/022560/07 **Physical address:** Prescient House, Westlake Business Park, Otto Close, Westlake, 7945 **Postal address:** PO Box 31142, Tokai, 7966 **Telephone number:** 0800 111 899 **E-mail:** info@prescient.co.za **Website:** www.prescient.co.za

Trustee: Nedbank Investor Services, **Physical address:** 2nd Floor, 16 Constantia Boulevard, Constantia Kloof, Roodepoort, 1709 **Telephone number:** +27 11 534 6557 **Website:** www.nedbank.co.za

The Management Company and Trustee are registered and approved under the Collective Investment Schemes Control Act (No.45 of 2002). Prescient is a member of the Association for Savings and Investments SA.

Investment Manager: VEGA Asset Management (Pty) Ltd, **Registration number:** 2001/017303/07 is an authorised Financial Services Provider (FSP 776) under the Financial Advisory and Intermediary Services Act (No.37 of 2002), to act in the capacity as investment manager. This information is not advice, as defined in the Financial Advisory and Intermediary Services Act (No.37 of 2002). Please be advised that there may be representatives acting under supervision. **Physical address:** Block A, 314 Glenwood Road, Lynnwood Park, Pretoria, 0081 **Postal address:** PO Box 11556, Erasmuskloof, 0048 **Telephone number:** +27 82 492 9199 **Website:** www.vegaassetmanagement.co.za