

PRESCIENT PORTABLE ALPHA BOND FUND (A1)

MINIMUM DISCLOSURE DOCUMENT

INVESTMENT AND RETURN OBJECTIVE

The Fund aims to deliver attractive, risk-managed returns through exposure to the South African bond market, while outperforming the All-Bond Index (ALBI).

INVESTMENT PROCESS

The Fund invests in South African bonds, inflation-linked bonds, money market instruments, credit instruments, interest-bearing securities and financial instruments. Apart from assets in liquid form, the Fund may also invest in portfolios of collective investment schemes or other similar schemes. The Fund achieves the investment objective by seeking enhancement opportunities by focusing on cost-effective and financially sound quantitative techniques through a portable alpha process.

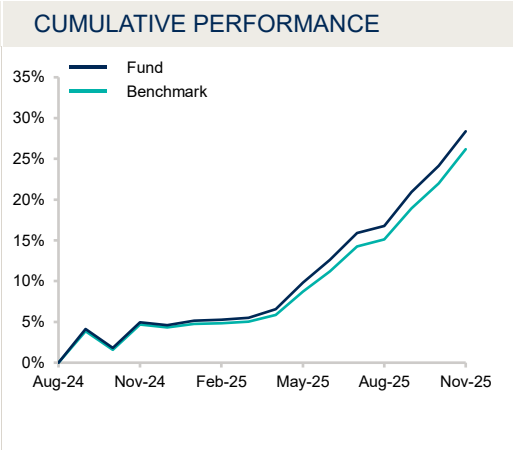
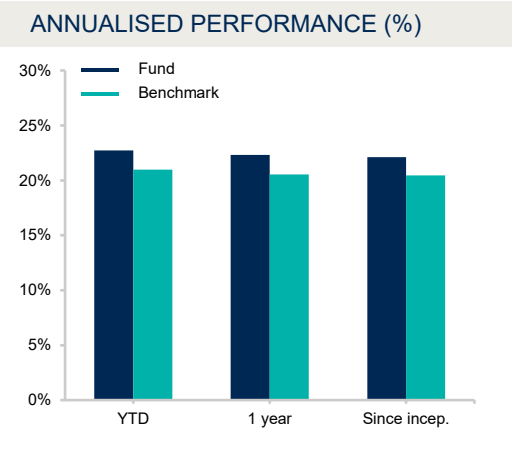
WHO SHOULD INVEST

Investors looking for systematic exposure to the bond market, where alpha is generated from uncorrelated sources. This Fund is Reg. 28 compliant.

RISK INDICATOR DEFINITION

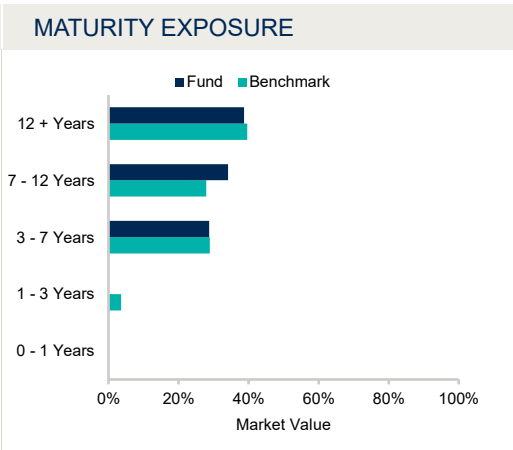
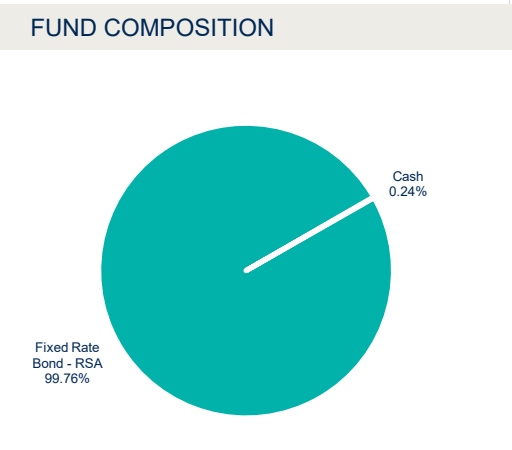
These portfolios aim to minimise benchmark relative risk. While there may be occasional capital volatility, it is expected to align with the fluctuations experienced by the benchmark. These portfolios are managed in such a manner that the probability of capital losses over one year periods is unlikely. These portfolios typically target returns in the region of 3% - 4% above inflation over the long term.

RISK INDICATOR



ANNUALISED PERFORMANCE (%)		
	Fund	Benchmark
1 year	22.31	20.54
Since incep.	22.12	20.45
Highest rolling 1 year	22.31	20.54
Lowest rolling 1 year	16.12	14.51

RISK AND FUND STATS		
Current	Fund	
Yield (gross)	9.87%	
Average Duration	6.95yrs	
Since inception (p.a.)	Fund	Benchmark
Alpha	1.66%	
Sharpe Ratio	2.41	2.21
Standard Deviation	6.09%	5.86%
Max Drawdown	-2.23%	-2.20%



Prescient

INVESTMENT MANAGEMENT

30 NOVEMBER 2025

ABOUT THE FUND

Fund Manager:

Prescient Bond Team

Fund Classification:

South African-Interest Bearing-Variable Term

Benchmark:

JSE All Bond Index

JSE Code:

PPAFA1

ISIN:

ZAE000339156

Fund Size:

R881.8 m

No of Units:

138,504,938

Unit Price (cpu):

124.01

Inception Date:

31 August 2024

Minimum Investment:

R10 000 lump-sum

R1 000 per month

Initial Fee:

0.00%

Annual Management Fee:

0.40% (excl VAT)

Fee Class:

A1

(All performance figures are net of TIC)

Fee Breakdown:

Management Fee	0.40%
Performance Fees	0.00%
Other Fees*	0.15%
Total Expense Ratio (TER)	0.55%
Transaction Costs (TC)	0.00%
Total Investment Charge (TIC)	0.55%

*Other fees includes underlying fee (where applicable): Audit Fees, Custody Fees, Trustee Fees and VAT

Income Distribution:

31 March 2025 - 3.59 cpu

PRESCIENT PORTABLE ALPHA BOND FUND (A1)

FUND MONTHLY RETURNS

	JAN	FEB	MAR	APR	MAY	JUN	JUL	AUG	SEP	OCT	NOV	DEC	YTD
2024									4.13%	-2.23%	3.09%	-0.33%	4.61%
2025	0.54%	0.08%	0.26%	0.99%	3.06%	2.54%	2.92%	0.74%	3.56%	2.66%	3.42%		22.72%

Source: Performance calculated by Prescient Fund Services verified by the FSP
Date: 30 November 2025

FUND COMMENTARY

During November, the US government reopened following the longest shutdown in its history. Congress passed a continuing resolution that funds the government through 30 January 2026. As a result, US statistical agencies have begun publishing updated schedules for previously delayed economic data releases, with several key indicators already released. The US labour market continues to soften, and with underlying inflation trending favourably, expectations have strengthened for further interest rate cuts, including a potential cut at the December FOMC meeting.

Locally, the Monetary Policy Committee (MPC) unanimously decided to cut the repo rate by 25 basis points. Since September 2024, the SARB has reduced rates by a cumulative 150 basis points. The near-term inflation outlook was revised lower, with the SARB now projecting headline inflation to average 3.3% in 2025 and 3.5% in 2026. In a notable positive surprise for the market, S&P upgraded South Africa's sovereign credit rating from BB- to BB, citing an improving growth and fiscal trajectory, and maintained a positive outlook on the rating.

South African bond yields continue to react to pricing impulses driven by geopolitical developments, central bank actions, and their effects on global financial conditions.

For some emerging economies, high risk-free policy rates, combined with a strong dollar and weaker demand from advanced economies, could increase capital outflows—particularly for commodity importers facing higher commodity prices and weaker exchange rates.

These pressures could pose significant challenges, especially for borrowers with currency mismatches between their assets and liabilities, leading to a heightened "risk-off" environment.

PRESCIENT PORTABLE ALPHA BOND FUND (A1)

GLOSSARY

Annualised performance: Annualised performance shows longer term performance rescaled to a 1 year period. Annualised performance is the average return per year over the period. Actual annual figures are available to the investor on request.

Highest & Lowest performance: The highest and lowest performance for any 1 year over the period since inception have been shown.

NAV: The net asset value represents the assets of a Fund less its liabilities.

Current Yield: Annual income (interest or dividends) divided by the current price of the security.

CPU: Cents Per Unit to the Glossary

Alpha: Denotes the outperformance of the fund over the benchmark.

Sharpe Ratio: The Sharpe ratio is used to indicate the excess return the portfolio delivers over the risk free rate per unit of risk adopted by the fund.

Standard Deviation: The deviation of the return stream relative to its own average.

Max Drawdown: The maximum peak to trough loss suffered by the Fund since inception.

Average Duration: The weighted average duration of all the underlying interest bearing instruments in the Fund.

Fund Specific Risks

Default Risk: The risk that the issuers of fixed income instruments may not be able to meet interest payments nor repay the money they have borrowed. The issuers credit quality is vital. The worse the credit quality, the greater the risk of default and therefore investment loss.

Derivatives risk: The use of derivatives could increase overall risk by magnifying the effect of both gains and losses in a Fund. As such, large changes in value and potentially large financial losses could result.

Interest rate risk: The value of fixed income investments (e.g. bonds) tends to be inversely related to interest and inflation rates. Hence their value decreases when interest rates and/or inflation rises.

Derivative counterparty risk: A counterparty to a derivative transaction may experience a breakdown in meeting its obligations thereby leading to financial loss.

Liquidity risk: If there are insufficient buyers or sellers of particular investments, the result may lead to delays in trading and being able to make settlements, and/or large fluctuations in value. This may lead to larger financial losses than expected.

Information Disclosure

The portfolio has adhered to its policy objective and there were no material changes to the composition of the portfolio during the quarter.

PRESCIENT PORTABLE ALPHA BOND FUND (A1)

DISCLAIMER

Collective Investment Schemes in Securities (CIS) should be considered as medium to long-term investments. The value may go up as well as down and past performance is not necessarily a guide to future performance. CISs are traded at the ruling price and can engage in scrip lending and borrowing. The collective investment scheme may borrow up to 10% of the market value of the portfolio to bridge insufficient liquidity. A schedule of fees, charges and maximum commissions is available on request from the Manager. There is no guarantee in respect of capital or returns in a portfolio. A CIS may be closed to new investors in order for it to be managed more efficiently in accordance with its mandate. CIS prices are calculated on a net asset basis, which is the total value of all the assets in the portfolio including any income accruals and less any permissible deductions (brokerage, STT, VAT, auditor's fees, bank charges, trustee and custodian fees and the annual management fee) from the portfolio divided by the number of participatory interests (units) in issue. Forward pricing is used. The Fund's Total Expense Ratio (TER) reflects the percentage of the average Net Asset Value (NAV) of the portfolio that was incurred as charges, levies and fees related to the management of the portfolio. A higher TER does not necessarily imply a poor return, nor does a low TER imply a good return. The current TER cannot be regarded as an indication of future TERs. During the phase in period TERs do not include information gathered over a full year. Transaction Costs (TC) is the percentage of the value of the Fund incurred as costs relating to the buying and selling of the Fund's underlying assets. Transaction cost is a necessary cost in administering the Fund and impacts Fund returns. It should not be considered in isolation as returns may be impacted by many other factors over time including market returns, the type of Fund, investment decisions of the investment manager and the TER.

Where a current yield has been included for Funds that derive its income primarily from interest bearing income, the yield is a weighted average yield of all underlying interest bearing instruments as at the last day of the month. This yield is subject to change as market rates and underlying investments change.

The Manager retains full legal responsibility for any third-party-named portfolio. Where foreign securities are included in a portfolio there may be potential constraints on liquidity and the repatriation of funds, macroeconomic risks, political risks, foreign exchange risks, tax risks, settlement risks; and potential limitations on the availability of market information. The investor acknowledges the inherent risk associated with the selected investments and that there are no guarantees. Please note that all documents, notifications of deposit, investment, redemption and switch applications must be received by Prescient by or before 11:00 (SA) for money market funds and the Prescient Optimised Income Fund and by or before 13:00 for all other funds, to be transacted at the net asset value price for that day. Where all required documentation is not received before the stated cut-off time, Prescient shall not be obliged to transact at the net asset value price as agreed to. Funds are priced at either 3pm or 5pm depending on the nature of the Fund. Prices are published daily and are available on the Prescient website.

This portfolio operates as a white label fund under the Prescient Unit Trust Scheme, which is governed by the Collective Investment Schemes Control Act.

For any additional information such as fund prices, brochures and application forms please go to www.prescient.co.za

CONTACT DETAILS

Management Company:

Prescient Management Company (RF) (Pty) Ltd., **Registration number:** 2002/022560/07 **Physical address:** Prescient House, Westlake Business Park, Otto Close, Westlake, 7945 **Postal address:** PO Box 31142, Tokai, 7966 **Telephone number:** 0800 111 899 **E-mail:** info@prescient.co.za **Website:** www.prescient.co.za

Trustee:

Nedbank Investor Services, **Physical address:** 2nd Floor, 16 Constantia Boulevard, Constantia Kloof, Roodepoort, 1709 **Telephone number:** +27 11 534 6557 **Website:** www.nedbank.co.za

The Management Company and Trustee are registered and approved under the Collective Investment Schemes Control Act (No.45 of 2002). Prescient is a member of the Association for Savings and Investments SA.

Investment Manager:

Prescient Investment Management (Pty) Ltd, Registration number: 1998/023640/07 is an authorised Financial Services Provider (FSP 612) under the Financial Advisory and Intermediary Services Act (No.37 of 2002), to act in the capacity as investment manager. This information is not advice, as defined in the Financial Advisory and Intermediary Services Act (No.37 of 2002). Please be advised that there may be representatives acting under supervision. **Physical address:** Block B, Silverwood, Silverwood Lane, Steenberg Office Park, Tokai, 7945 **Postal address:** PO Box 31142, Tokai 7966 **Telephone number:** +27 21 700 3600 **Website:** www.prescient.co.za

This document is for information purposes only and does not constitute or form part of any offer to issue or sell or any solicitation of any offer to subscribe for or purchase any particular investments. Opinions expressed in this document may be changed without notice at any time after publication. We therefore disclaim any liability for any loss, liability, damage (whether direct or consequential) or expense of any nature whatsoever which may be suffered as a result of or which may be attributable directly or indirectly to the use of or reliance upon the information. Issue date 10 December 2025
