



Artisan Developing World Fund

Minimum Disclosure Document & General Investor Report

Artisan Partners Global Funds plc

As of 31 May 2024

For Institutional Investors – Not for Onward Distribution

Investment Objective

The Fund seeks to achieve maximum long-term capital growth.

Investment Process Highlights

The investment team seeks to build, preserve and enhance a stream of compounded business value. It defines this emphasis as follows:

Build

Pair low penetration domestic demand with scalable and enduring businesses that are able to drive value creation and disproportionate outcomes.

Preserve

Preserve value creation and establish a forward-looking construct for managing risk.

Enhance

Leverage value pathways to enhance long-term value creation.

The Fund has adhered to its policy objective in seeking to achieve maximum long-term capital growth.

Portfolio Details

Net Asset Value (NAV) ¹	\$18.50
Number of Shares ¹	9,241,226.68
Total Net Assets (USD Millions)	\$172
Base Currency	USD
Portfolio Category	UCITS Fund
Inception Date	28 January 2019
Class I Management Fee/TER ²	0.95%/1.13%
Transaction Cut-off/ Valuation Point	15.00 (Irish time)/ 16.00 (EST)
Distributions	N/A (accumulating shares)

¹Class I USD. ²The manager has voluntarily agreed to waive its fees or reimburse the fund for expenses in excess of 0.20%.

Portfolio Statistics

	Fund	MSCI EM ¹
Median Market Cap (USD Billions)	\$75.9	\$7.2
Weighted Avg. Market Cap (USD Billions)	\$290.2	\$133.2
Number of Securities	31	1,373
Number of Countries	9	24

Source: Artisan Partners/FactSet (MSCI). ¹Index: MSCI Emerging Markets Index.

Top 10 Holdings (% of total portfolio)

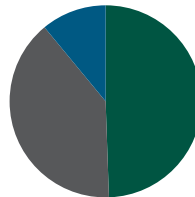
MercadoLibre Inc (Argentina)	6.1
Sea Ltd (Singapore)	5.9
MakeMyTrip Ltd (India)	5.7
NVIDIA Corp (United States)	5.6
Visa Inc (United States)	4.8
Airbnb Inc (United States)	4.7
Adyen NV (Netherlands)	4.6
NU Holdings Ltd (Brazil)	4.6
CrowdStrike Holdings Inc (United States)	4.4
HDFC Bank Ltd (India)	3.3
TOTAL	49.6%

Source: Artisan Partners. Portfolio country classifications are defined by the investment team.

Region Allocation (% of portfolio securities)

Developed Markets	49.5
Asia	39.6
Latin America	11.0
TOTAL	100.0%

Source: Artisan Partners/FactSet. Portfolio country and region classifications are defined by the investment team and may differ substantially from MSCI classifications. Asset Allocation: As of 31 May 2024, equities represented 97.2% and cash and cash equivalents represented 2.8% of the total portfolio and 96.9% and 3.1%, respectively, as of the quarter ended 31 Mar 2024.



Investment Results (% Net of fees)

As of 31 May 2024	Average Annual Total Returns							
	MTD	QTD	YTD	1 Yr	3 Yr	5 Yr	10 Yr	Inception
Class I USD—Inception: 28 Jan 2019	4.58	1.93	13.22	25.25	-8.37	10.68	—	12.22
MSCI Emerging Markets Index (USD)	0.56	1.01	3.41	12.39	-6.23	3.55	—	2.88
Class I GBP—Inception: 11 Sep 2020	2.56	0.94	13.16	22.21	-5.05	—	—	-1.01
MSCI Emerging Markets Index (GBP)	-1.10	0.23	3.54	9.40	-2.72	—	—	1.44

Highest and Lowest 1-Year Returns (% Net of fees)

	Highest Annualized	Lowest Annualized
Class I USD	92.22 / 31 Mar 2021	-50.85 / 31 Oct 2022
Class I GBP	22.45 / 31 Dec 2023	-42.10 / 31 Oct 2022

Source: Artisan Partners/MSCI. Returns for periods less than one year are not annualized. Indices presented are for comparator purposes only.

Past performance does not predict future returns. Performance is NAV to NAV, including reinvestment of dividends and capital gains, if any, and is net of fees and expenses, excluding any subscription or redemption charges which may be levied. At the moment, the Fund does not intend to charge subscription or redemption fees. The Fund may be offered in different share classes, which are subject to different fees, expenses and inception dates (which may affect performance), have different minimum investment requirements and are entitled to different services. Funds are actively managed and are not managed to a benchmark index. The portfolio's returns may vary greatly over shorter periods due to the limited operating period since inception.

Investment Risks: Investments will rise and fall with market fluctuations and investor capital is at risk. Investors investing in funds denominated in non-local currency should be aware of the risk of currency exchange fluctuations that may cause a loss of principal. These risks, among others, are further described on the next page, which should be read in conjunction with this material.

Artisan Developing World Fund

Region/Country Allocation (% of portfolio securities)

REGION	Fund	MSCI EM ¹
DEVELOPED MARKETS	49.5	—
United States	36.0	—
Netherlands	7.9	—
France	4.6	—
Australia	0.9	—
ASIA	39.6	80.3
China	18.0	26.7
India	12.7	18.9
Singapore	8.9	—
LATIN AMERICA	11.0	7.7
Argentina	6.3	—
Brazil	4.7	4.5
EUROPE, MIDDLE EAST AND AFRICA	—	12.1
TOTAL	100.0%	100.0%


Source: Artisan Partners/MSCI. ¹MSCI Emerging Markets Index. Countries held in the index, but not held in the portfolio, are not listed. Portfolio country and region classifications are defined by the investment team and may differ substantially from MSCI classifications. Index country classifications reflect MSCI methodology; index region classifications are defined by the investment team. Upon request, Artisan Partners will provide the portfolio's country and region breakdown according to MSCI methodology.

Identifiers


Class/Currency	ISIN	SEDOL	Minimum Investment
Class I USD	IE00BYQRBG58	BYQRBG5	\$500,000
Class I GBP	IE00BDZT5183	BDZT507	£500,000

Risk and Reward Profile

Lower Risk ← → Higher Risk
Typically lower rewards Typically higher rewards



Team Leadership



Portfolio Manager

Lewis S. Kaufman, CFA

Years of Investment Experience

25

The Scheme is approved by the FSCA under section 65 of the Collective Investment Schemes Control Act 2002 and has been categorised as a Collective Investment Scheme in Securities for public sale in South Africa.

The Scheme (Artisan Partners Global Funds Plc or APGF) is an umbrella type open-ended investment company with variable capital having segregated liability between its sub-funds, incorporated with limited liability and authorized in Ireland by the Central Bank of Ireland as an Undertaking for Collective Investments in Transferable Securities (UCITS) under registration number 485593. Artisan Partners Limited Partnership is an investment adviser registered with the U.S. Securities and Exchange Commission (SEC) and serves as the investment manager of APGF. Artisan Partners UK LLP (APUK) is authorized and regulated by the Financial Conduct Authority and is a registered investment adviser with the SEC and serves as distributor of APGF. This information is issued by APUK, 25 St. James's St., Floor 3, London SW1A 1HA, registered in England and Wales (LLP No. OC351201). Registered office: Reading Bridge House, Floor 4, George St., Reading, Berkshire RG1 8LS.

This is a marketing communication. Further fund details, including risks, fees and expenses, and other information, such as ESG practices, are set out in the current Prospectus, Supplements, Key Investor Information Documents (KIIDs) and other documentation (collectively, the Fund Documents), which can be obtained by emailing artisan.transfer.agency@jpmorgan.com. Please refer to the Fund Documents and consider all of a fund's characteristics before making any final investment decisions.

Latest Sub-Fund pricing is published daily on Bloomberg. Cut-Off Time in respect of each Dealing Day is 15.00 (Irish time); Valuation point: 16.00 (EST).

Investment Risks: International investments involve special risks, including currency fluctuation, lower liquidity, different accounting methods and economic and political systems, and higher transaction costs. These risks typically are greater in emerging and less developed markets, including frontier markets. Such risks include new and rapidly changing political and economic structures, which may cause instability; underdeveloped securities markets; and higher likelihood of high levels of inflation, deflation or currency devaluations. Securities of small- and medium-sized companies tend to have a shorter history of operations, be more volatile and less liquid and may have underperformed securities of large companies during some periods. The investor acknowledges the inherent risk associated with the selected investments and that there is no guarantees in respect of capital or returns in a portfolio. The costs associated with this fund will impact your return over time. Investments will rise and fall with market fluctuations and investor capital is at risk. Investors investing in funds denominated in non-local currency should be aware of the risk of currency exchange fluctuations that may cause a loss of principal. These risks, among others, are further described in the Fund Documents.

Collective Investment Schemes in Securities (CIS) should be considered as medium to long-term investments. CIS's are traded at the ruling price and can engage in scrip lending and borrowing. The collective investment scheme may borrow up to 10% of the market value of the portfolio on a temporary basis. A CIS may be closed to new investors in order for it to be managed more efficiently in accordance with its mandate. CIS prices are calculated on a net asset basis, which is the total value of all the assets in the portfolio including any income accruals and less any applicable, permissible deductions (brokerage, STT, VAT, auditor's fees, bank charges, trustee and custodian fees and the annual management fee) from the portfolio divided by the number of participatory interests (units) in issue. Forward pricing is used. A schedule of fees, charges and maximum commissions is available on request from the manager.

Performance has been calculated using net NAV to NAV numbers with income reinvested. The performance for each period shown reflects the return for investors who have been fully invested for that period. Individual investor performance may differ as a result of initial fees, the actual investment date, the date of reinvestments and dividend withholding tax.

Where foreign securities are included in a portfolio there may be potential constraints on liquidity and the repatriation of funds, macroeconomic risks, political risks, foreign exchange risks, tax risks, settlement risks; and potential limitations on the availability of market information. The investor acknowledges the inherent risk associated with the selected investments and that there are no guarantees.

Portfolio holdings are displayed in the context of marketing the fund shares and not the marketing of underlying portfolio securities. Securities referenced may not be representative of all portfolio holdings. Securities of the same issuer are aggregated to determine a holding's portfolio weight. Portfolio statistics calculations exclude outlier data and certain securities which lack applicable attributes, such as private securities. Artisan Partners may substitute information from a related security if unavailable for a particular security. This material is as of the date indicated and is subject to change without notice. Totals may not sum due to rounding.

MSCI makes no express or implied warranties or representations and shall have no liability whatsoever with respect to any MSCI data contained herein. The MSCI data may not be further redistributed or used to create indices or financial products. This report is not approved or produced by MSCI. The Global Industry Classification Standard (GICS[®]) is the exclusive intellectual property of MSCI Inc. (MSCI) and Standard & Poor's Financial Services, LLC (S&P). Neither MSCI, S&P, their affiliates, nor any of their third party providers ("GICS Parties") makes any representations or warranties, express or implied, with respect to GICS or the results to be obtained by the use thereof, and expressly disclaim all warranties, including warranties of accuracy, completeness, merchantability and fitness for a particular purpose. The GICS Parties shall not have any liability for any direct, indirect, special, punitive, consequential or any other damages (including lost profits) even if notified of such damages.

This material is provided for informational purposes without regard to your particular investment needs and shall not be construed as investment or tax advice on which you may rely for your investment decisions. Investors should consult their financial and tax adviser before making investments in order to determine the appropriateness of any investment product discussed herein.

© 2024 Artisan Partners. All rights reserved.

6/12/2024 A24309L_vUCITS



ARTISAN PARTNERS

For more information visit www.artisanpartners.com

Artisan Developing World Fund

Representative Office: Prescient Management Company (RF) (Pty) Ltd, Registration number: 2002/022560/07 Physical address: Prescient House, Westlake Business Park, Otto Close, Westlake, 7945 Postal address: PO Box 31142, Tokai, 7966. Telephone number: 0800 111 899. E-mail address: info@prescient.co.za Website: www.prescient.co.za

Investment Manager: Artisan Partners Limited Partnership. Address: 875 East Wisconsin Avenue, Suite 800, Milwaukee, WI 53202 United States. Telephone number: + 1 800 344 1770. Email address: info@artisanglobalfunds.com

Depository: J.P. Morgan Bank (Ireland) plc. Address: 200 Capital Dock, 79 Sir John Rogerson's Quay, Dublin 2, Ireland. Telephone Number: +353 1 612 3000. Email: Trustee.ClientGroup@jpmorgan.com. Website: www.jpmorgan.com.

Glossary Summary

Annualized Performance shows longer term performance rescaled to a 1 year period. Annualized performance is the average return per year over the period. Actual annual figures are available to the investor on request. **NAV** (net asset value) represents the assets of a Fund less its liabilities. **Highest & Lowest Returns** for any 1 year over the period since inception have been shown.