

ETFSA Balanced Foundation Prescient AMETF

INVESTMENT OBJECTIVE AND STRATEGY

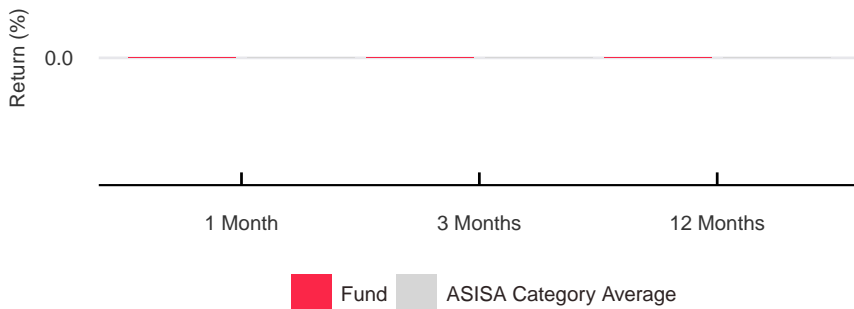
The Fund will aim to offer a strategic asset allocation of multi-asset classes, to achieve steady, long-term capital growth that is supplemented with income. This fund balances exposure to interest rate instruments, with investments into global and local equity markets and is ideal for investors with a moderate to high risk profile.

PORTFOLIO HOLDINGS

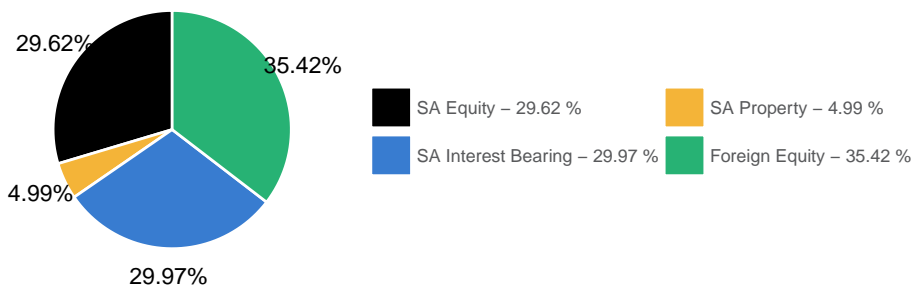
Asset Class	Exchange Traded Fund	Weight
SA Equity	Satrix Capped All Share ETF	12
SA Equity	Satrix Top 40 ETF	18
SA Property	1invest SA Property ETF	5
SA Interest Bearing	Satrix GOVI ETF	8
SA Interest Bearing	Prescient Yield QuantPlus B1 Fund	4
SA Interest Bearing	Nedbank ALBI TR Note	15
SA Interest Bearing	Cash	3
Foreign Equity	10X Total World Stock Feeder ETF	13
Foreign Equity	FNB MSCI ACWI TR Note	15
Foreign Equity	UBS MSCI World ETN	7

PERFORMANCE

Note: Performance will be displayed a year after the launch date. As this fund has not yet reached its first year, the highest and lowest annual performance figures cannot be provided.

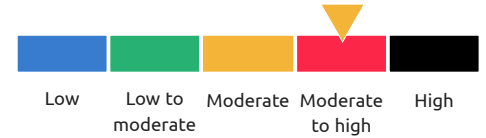


ASSET ALLOCATION



KEY INFORMATION

RISK PROFILE



A moderate-to-high risk profile is comprised of an allocation of 70% or more, to growth assets (such as equity and property) and the remainder in defensive assets (such as interest-bearing assets).

EXCHANGE

JSE

BASE CURRENCY

ZAR

JSE CODE

ETFSA B

ISIN CODE

ZAE000338000

BENCHMARK

ASISA South African - Multi-Asset - High Equity Category Average (return target CPI+5%)

PORTFOLIO MANAGER

ETFSA Portfolio Management Company

FUND CLASSIFICATION

ASISA SA Multi-Asset High Equity

REGULATION 28 COMPLIANT

Yes

LAUNCH DATE

21 August 2024

FUND SIZE

R485,654,663.34

INCOME DISTRIBUTION - LAST 12 MONTHS

Not available - New fund

FEES

TER: -

TC: -

TIC: -

Management Fees: 0.3% (excl. VAT)

Note that the TER, TC and TIC figures are not available. The accurate figures will be available a year after the launch date.

LIQUIDITY PROVIDER

Sanlam Private Wealth (Pty) Ltd (SPW)

DISCLAIMER

Collective Investment Schemes in Securities (CIS) should be considered as medium to long-term investments. The value may go up as well as down and past performance is not necessarily a guide to future performance. CISs are traded at the ruling price and can engage in scrip lending and borrowing. The collective investment scheme may borrow up to 10% of the market value of the portfolio to bridge insufficient liquidity. A schedule of fees, charges and maximum commissions is available on request from the Manager. There is no guarantee in respect of capital or returns in a portfolio. A CIS may be closed to new investors in order for it to be managed more efficiently in accordance with its mandate. CIS prices are calculated on a net asset basis, which is the total value of all the assets in the portfolio including any income accruals and less any permissible deductions (brokerage, STT, VAT, auditor's fees, bank charges, trustee and custodian fees and the annual management fee) from the portfolio divided by the number of participatory interests (units) in issue. Forward pricing is used. The Fund's Total Expense Ratio (TER) reflects the percentage of the average Net Asset Value (NAV) of the portfolio that was incurred as charges, levies and fees related to the management of the portfolio. A higher TER does not necessarily imply a poor return, nor does a low TER imply a good return. The current TER cannot be regarded as an indication of future TER's. During the phase in period TER's do not include information gathered over a full year. Transaction Costs (TC) is the percentage of the value of the Fund incurred as costs relating to the buying and selling of the Fund's underlying assets. Transaction costs are a necessary cost in administering the Fund and impacts Fund returns. It should not be considered in isolation as returns may be impacted by many other factors over time including market returns, the type of Fund, investment decisions of the investment manager and the TER.

Exchange traded funds are listed on an exchange and may incur additional costs.

The Manager retains full legal responsibility for any third party-named portfolio. Where foreign securities are included in a portfolio there may be potential constraints on liquidity and the repatriation of funds, macroeconomic risks, political risks, foreign exchange risks, tax risks, settlement risks, and potential limitations on the availability of market information. The investor acknowledges the inherent risk associated with the selected investments and that there are no guarantees.

Performance has been calculated using net NAV to NAV numbers with income reinvested.

Exchange Traded Funds vs Unit Trusts: Whilst both unit trusts and ETFs are regulated and registered under the Collective Investment Schemes Control Act, ETFs trade on stock exchanges just like any other listed, tradable security. Unlike a unit trust, which can be bought or sold only at the end of the trading day, an ETF can be traded intraday, during exchange trading hours.

For any additional information such as fund prices, brochures and application forms please go to www.prescient.co.za.

The Management Company and Trustee are registered and approved under the Collective Investment Schemes Control Act (No.45 of 2002). Prescient is a member of the Association for Savings and Investments South Africa.

This document is for information purposes only and does not constitute or form part of any offer to issue or sell or any solicitation of any offer to subscribe for or purchase any particular investments. Opinions expressed in this document may be changed without notice at any time after publication. We therefore disclaim any liability for any loss, liability, damage (whether direct or consequential) or expense of any nature whatsoever which may be suffered as a result of or which may be attributable directly or indirectly to the use of or reliance upon the information.

This portfolio operates as a white label fund under the Prescient ETF Scheme, which is governed by the Collective Investment Schemes Control Act. ETFSA Portfolio Management Company (Pty) Ltd is an authorised Financial Services Provider FSP 52314 and has been appointed by the Manager to manage the portfolio.

CONTACT DETAILS

ETFSA Portfolio Management Company (Pty) Ltd

Registration number: 2012/019954/07
Physical address: 51 West St, Houghton Estate
Johannesburg South Africa, 2198
Postal address: PO Box 87008, Johannesburg, Gauteng, 2198
E-mail address: portfolios@etfsa.co.za
Telephone number: 010 446 0372

TRUSTEE

Standard Bank of South Africa Ltd

Registration number: 1962/000738/06
Physical address: Standard Bank Centre, 5 Simmonds Street,
Johannesburg, South Africa 2001
Telephone number: 0860 222 050
Website: www.standardbank.co.za

MANAGEMENT COMPANY

Prescient Management Company (RF) (Pty) Ltd

Registration number: 2002/022560/07
Physical address: Prescient House, Westlake Business Park,
Otto Close, Westlake, 7945
Postal address: PO Box 31142, Tokai, 7966
Telephone number: 0800 111 899
E-mail address: info@prescient.co.za
Website: www.prescient.co.za