

# Goldman Sachs Emerging Markets Equity ESG Portfolio

Minimum Disclosure Document

Overall Morningstar Rating™  
★★★★

0426

Issue Date:  
31/05/2026

## Investor Objective & Policy

The Portfolio seeks to provide capital appreciation with no need for income.

The fund can complement your portfolio.

The fund is designed for investors who are looking for a fund that accesses the dynamic emerging markets and invests in companies that show a commitment to Environmental, Social and Governance (ESG) leadership. With this focus, the fund is likely to offer potentially higher returns but have a potentially higher risk profile than that of a more diversified global equity fund. The portfolio has adhered to its investment policy objectives during the period covered by this reporting.

## Performance (%)

	30-Apr-21 - 30-Apr-22	30-Apr-22 - 30-Apr-23	30-Apr-23 - 30-Apr-24	30-Apr-24 - 30-Apr-25	30-Apr-25 - 30-Apr-26
Fund (USD)	-23.8	-11.0	8.4	7.2	52.7
Index	-18.3	-6.5	9.9	9.0	46.7

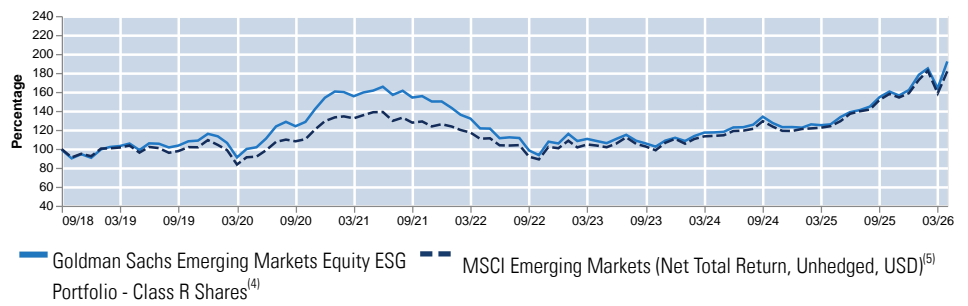
## Fund Characteristics

ISIN - Class R Shares	LU1876476570
Bloomberg Ticker - Class R Shares	GSEMEER LX
Dividend Distribution Frequency	Annually
Dealing and valuation	Daily
Reporting year end	30 November
Reference Benchmark	MSCI Emerging Markets (Net Total Return, Unhedged, USD)
Settlement	T + 3
Distribution Date	Nov-30
Currency - Class R Shares	USD
Inception Date - Class R Shares	2018-09-27
Fund Domicile	Luxembourg
Fund Launch Date	2018-09-27
Fund Total Net Assets (USD - Million)	1,252
No. of holdings	94
% in top 10	43.73
Portfolio Category	Equity
Fund Type	SICAV - UCITS

## Distributions

Date	Distributions
Dec-25	\$0.11
Dec-24	\$0.13
Dec-23	\$0.10
Dec-22	\$0.08
Dec-21	\$0.02

## Performance of \$100 invested at inception



This is an actively managed fund that is not designed to track its reference benchmark. Therefore the performance of the fund and the performance of its reference benchmark may diverge. In addition stated reference benchmark returns do not reflect any management or other charges to the fund, whereas stated returns of the fund do. The investment performance is for illustrative purposes only. The investment performance is calculated by taking the actual initial fees and all ongoing fees into account for the amount shown. Income is reinvested on the reinvestment date. **Past performance does not guarantee future results, which may vary. The value of investments and the income derived from investments will fluctuate and can go down as well as up. A loss of capital may occur.**

Source: 2026-04-30 - GSAM

## Performance Summary (%)

	Cumulative				Annualised		
	MTD	1 Yr	3 Yr	Since Launch	1 Yr	3 Yrs	Since Launch
Goldman Sachs Emerging Markets Equity ESG Portfolio - Class R Shares <sup>(4)</sup>	17.23	52.73	77.49	92.15	52.73	21.05	8.98
Morningstar Global Emerging Markets Equity <sup>(1)</sup>	14.33	-	-	-	46.08	19.58	-
Quartile Position in Sector <sup>(1)</sup>	1	-	-	-	1	2	-

## Calendar Year Performance (%) (Net of Fees)

	2021	2022	2023	2024	2025
Goldman Sachs Emerging Markets Equity ESG Portfolio - Class R Shares	-2.6	-29.5	5.6	10.1	31.7
MSCI Emerging Markets (Net Total Return, Unhedged, USD)	-2.5	-20.1	9.8	7.5	33.6

## Risk Reward profile



This risk profile is based on historical data and may not be a reliable indication of the future risk profile of the Portfolio. The risk category shown is not guaranteed and may change over time. The lowest category does not mean risk free. It is possible that a portfolio stated to have a lower risk profile may in fact fall in value more than a portfolio with a higher risk profile. The Portfolio is in category 6 as it mostly invests in shares and similar instruments which typically experience higher levels of price fluctuations than fixed income securities. The capital is not guaranteed.

## Asset Allocation

Equity	99.08
Cash and cash equivalents	0.92

# Goldman Sachs Emerging Markets Equity ESG Portfolio

Minimum Disclosure Document

Overall Morningstar Rating™  
★★★★

0426

Issue Date:  
31/05/2026

## Fund Data

Transaction Costs (%) <sup>(2)</sup>	0.19
Commissions (%)	0.12
Other Costs (%)	0.07
Swing Pricing (%)	
Subscription (%)	0.21
Redemption (%)	0.26
Initial Sales Charge: up to (%)	5.50
Performance Fee Rate (%)	N/A
Ongoing Charges (%) <sup>(3)</sup>	1.04
Management Fee (%)	0.85
Distribution Fee (%)	0.00
Other Expenses (%)	0.19
Total Expense Ratio (%) <sup>(7)</sup>	1.04

## Contact Details

### Investment Manager:

Goldman Sachs Asset Management Fund Services Limited  
47-49 St. Stephen's Green  
Dublin 2  
Ireland

### Representative Office in South Africa:

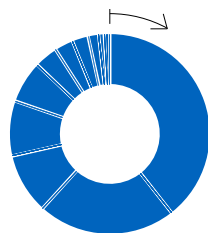
Prescient Management Company (RF) (Pty) Ltd, Registration number: 2002/022560/07 Physical address: Prescient House, Westlake Business Park, Otto Close, Westlake, 7945 Postal address: PO Box 31142, Tokai, 7966. Telephone number: 0800 111 899. E-mail address: info@prescient.co.za, Website: www.prescient.co.za.

### Custodian:

State Street Bank Luxembourg S.C.A  
49, Avenue J.F. Kennedy  
L-2082 Luxembourg  
Grand Duchy of Luxembourg

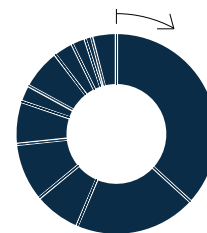
## Sector Allocation (%)

Goldman Sachs Emerging Markets Equity ESG Portfolio



39.5%	Information Technology
22.3%	Financials
9.8%	Industrials
8.9%	Consumer Discretionary
6.8%	Communication Services
3.8%	Health Care
3.0%	Materials
2.6%	Consumer Staples
1.7%	Utilities
0.9%	Real Estate
0.9%	Cash and cash equivalents

MSCI Emerging Markets (Net Total Return, Unhedged, USD)



36.8%	Information Technology
19.7%	Financials
7.5%	Industrials
9.4%	Consumer Discretionary
6.9%	Communication Services
2.7%	Health Care
6.5%	Materials
3.2%	Consumer Staples
2.2%	Utilities
1.1%	Real Estate
4.0%	Energy

## Top 10 Holdings<sup>(6)</sup>

Security	%	Geography	Activity
Taiwan Semiconductor Manufacturing Co Ltd	9.3	Taiwan	Semiconductors & Semiconductor Equipment
Samsung Electronics Co Ltd	8.8	Korea, Republic of	Technology Hardware & Equipment
SK hynix Inc	5.0	Korea, Republic of	Semiconductors & Semiconductor Equipment
Tencent Holdings Ltd	4.9	China	Media & Entertainment
Delta Electronics Inc	3.3	Taiwan	Technology Hardware & Equipment
Alibaba Group Holding Ltd	3.3	China	Consumer Discretionary Distribution & Retail
MediaTek Inc	2.7	Taiwan	Semiconductors & Semiconductor Equipment
Contemporary Amperex Technology Co Ltd	2.2	China	Capital Goods
Elite Material Co Ltd	2.2	Taiwan	Technology Hardware & Equipment
Accton Technology Corp	2.1	Taiwan	Technology Hardware & Equipment

<sup>(1)</sup> The Morningstar sector average figures are calculated using all open funds available in the universe at the indicated time period. The number of funds in a Morningstar sector varies over time as new funds are launched and funds close. Source: Morningstar © 2026 Morningstar, Inc. All Rights Reserved. <sup>(2)</sup> Please note that this estimated transaction costs figure has not been calculated using the prescribed methodologies required under EU regulations (i.e. MIFID II and PRIIPS). Where required by law or regulation, you may receive additional estimates of transaction costs from us which will be calculated using these prescribed methodologies. These additional estimates may differ from the estimated transaction cost figure included here. <sup>(3)</sup> The ongoing charges figure is based on expenses during the previous year. See details in the Key Investor Information Document. <sup>(4)</sup> Fund returns are shown net of applicable ongoing fees within the portfolio, with dividends re-invested using the ex-dividend NAV. These returns are for comparison of performance against specified index. As the investor may be liable to other fees, charges and taxes, they are not meant to provide a measure of actual return to investors. The performance data do not take account of the commissions and costs incurred on the issue and redemption of shares. <sup>(5)</sup> The MSCI World Index is quoted at month-end with income reinvested and, in contrast to the Portfolio, shown without the deduction of any expenses. <sup>(6)</sup> Portfolio holdings and/or allocations shown above are as of the date indicated and may not be representative of future investments. The holdings and/or allocations shown may not represent all of the portfolio's investments. Future investments may or may not be profitable. <sup>(7)</sup> Please be advised that this is the monthly Total Expense Ratio (TER) for the share class.

# Goldman Sachs Emerging Markets Equity ESG Portfolio

Minimum Disclosure Document

Overall Morningstar  
Rating™  
★★★

0426

Issue Date:  
31/05/2026

## Important Risk Considerations

- **Counterparty risk** a party that the Portfolio transacts with may fail to meet its obligations which could cause losses.
- **Custodian risk** insolvency, breaches of duty of care or misconduct of a custodian or subcustodian responsible for the safekeeping of the Portfolio's assets can result in loss to the Portfolio.
- **Derivatives risk** derivative instruments are highly sensitive to changes in the value of the underlying asset that they are based on. Certain derivatives may result in losses greater than the amount originally invested.
- **Emerging markets risk** emerging markets are likely to bear higher risk due to lower liquidity and possible lack of adequate financial, legal, social, political and economic structures, protection and stability as well as uncertain tax positions.
- **Exchange rate risk** changes in exchange rates may reduce or increase the returns an investor might expect to receive independent of the performance of such assets. If applicable, investment techniques used to attempt to reduce the risk of currency movements (hedging), may not be effective. Hedging also involves additional risks associated with derivatives.
- **Liquidity risk** the Portfolio may not always find another party willing to purchase an asset that the Portfolio wants to sell which could impact the Portfolio's ability to meet redemption requests on demand.
- **Market risk** the value of assets in the Portfolio is typically dictated by a number of factors, including the confidence levels of the market in which they are traded.
- **Operational risk** material losses to the Portfolio may arise as a result of human error, system and/or process failures, inadequate procedures or controls.

## Glossary

- **Beta** – Measures the sensitivity of the fund's returns to the comparative benchmark index return (annualised). The nearer to 1.00, the closer the historical fluctuations in the value of the fund are to the benchmark. If above 1.00, then fund fluctuations have been greater than the benchmark.
- **Commissions** – Total amount paid to executing brokers in relation to dealing in buying and selling of investments in the Fund during year ending 30 November 2021.
- **Excess returns** – The return of the fund in excess of the benchmark/index return (annualised).
- **Historical tracking error** – Measure of the actual deviation of the fund's returns from the comparative benchmark index returns (annualised). A higher number means that the fund is taking greater risk against the benchmark.
- **Historical Volatility of Portfolio** – Illustrates the dispersion of the fund's realized monthly returns around the average monthly return, indicating how volatile the fund's return is over time. The higher the number the more volatile the fund's returns.
- **Net Asset Value** – Represents the net assets of the fund (ex-dividend) divided by the total number of shares issued by the fund.
- **Ongoing Charges** – The ongoing charges figure is based on the fund's expenses during the previous 12 months, on a rolling basis. It excludes transaction costs and performance fees incurred by the fund.
- **Other Expenses** – Fees deducted from the Fund's assets incurred as part of the Fund's operations, including, where applicable, costs incurred by the Fund when investing in other funds.
- **Other Costs** – Total amount of costs incurred by the Fund outside Commissions during year ending 30 November 2021. These may include, but not limited to, market fees and local taxes.
- **R<sup>2</sup>** – Measure that represents the percentage of a portfolio movement linked to movements in the benchmark index return (annualised). The nearer to [1.00], the more a fund is tracking the risk of the benchmark, and the less risk that the fund is taking against the benchmark.
- **Swing pricing** – This describes the total trading spreads and any other duties and charges (e.g. Broker Commissions, Stamp Duty and Taxes) that may be paid on entry and exit to the Fund and which seek to protect long-term investors already in the Fund. The price shown is measured at last quarter end, and is only indicative of the swing that may apply to a new subscription/redemption.
- **Transactions costs** – Total trading costs of transactions incurred by the fund, including Commissions during year ending 30 November 2021. Does not include trading spreads incurred on transactions.
- **Turnover ratio** – Measure of how frequently over the period assets are bought or sold in the fund (Lower of Purchases or sales by the Fund/Average net assets of the Fund).
- **Annualised performance** – Annualised performance shows longer term performance rescaled to a 1-year period. Annualised performance is the average return per year over the period. Actual annual figures are available to the investor on request.
- **Highest & Lowest return** – The highest and lowest returns for any 1 year over the period since inception have been shown.

# Goldman Sachs Emerging Markets Equity ESG Portfolio

Minimum Disclosure Document

Overall Morningstar  
Rating™  
★★★★

0426

Issue Date:  
31/05/2026

## Additional Notes

This document is a Minimum Disclosure Document (MDD) in terms of the Advertising, Marketing and Information Disclosure requirements for Collective Investment Schemes published by the Financial Sector Conduct Authority. Collective Investment Schemes in Securities (CIS) should be considered as medium to long-term investments. **Past performance does not guarantee future results, which may vary. The value of investments and the income derived from investments will fluctuate and can go down as well as up. A loss of principal may occur.** CIS's are traded at the ruling price and can engage in scrip lending and borrowing. The collective investment scheme may borrow up to 10% of the market value of the portfolio to bridge insufficient liquidity. A schedule of fees, charges and maximum commissions is available on request from the Manager. There is no guarantee in respect of capital or returns in a portfolio. A CIS may be closed to new investors in order for it to be managed more efficiently in accordance with its mandate. CIS prices are calculated on a net asset basis, which is the total value of all the assets in the portfolio including any income accruals and less any permissible deductions (brokerage, STT, VAT, auditor's fees, bank charges, trustee and custodian fees and the annual management fee) from the portfolio divided by the number of participatory interests (units) in issue. Forward pricing is used. The Fund's Total Expense Ratio (TER) reflects the percentage of the average Net Asset Value (NAV) of the portfolio that was incurred as charges, levies and fees related to the management of the portfolio. A higher TER does not necessarily imply a poor return, nor does a low TER imply a good return. The current TER cannot be regarded as an indication of future TER's. During the phase in period TER's do not include information gathered over a full year. Transaction Costs (TC) is the percentage of the value of the Fund incurred as costs relating to the buying and selling of the Fund's underlying assets. Transaction costs are a necessary cost in administering the Fund and impacts Fund returns. It should not be considered in isolation as returns may be impacted by many other factors over time including market returns, the type of Fund, investment decisions of the investment manager and the TER.

Furthermore, this information should not be construed as financial research. It was not prepared in compliance with applicable provisions of law designed to promote the independence of financial analysis and is not subject to a prohibition on trading following the distribution of financial research.

This information is intended for viewing only by the intended recipient and may not be reproduced or distributed to any person in whole or in part without the prior written consent of GSI. Goldman Sachs International accepts no liability for the misuse or inappropriate distribution of this material.

Where foreign securities are included in a portfolio there may be potential constraints on liquidity and the repatriation of funds, macroeconomic risks, political risks, foreign exchange risks, tax risks, settlement risks; and potential limitations on the availability of market information. The investor acknowledges the inherent risk associated with the selected investments and that there are no guarantees. Please note that all documents, notifications of deposit, investment, redemption and switch applications must be received by Goldman Sachs by or before 2PM CET to be transacted at the net asset value price for that day. Where all required documentation is not received before the stated cut off time Goldman Sachs shall not be obliged to transact at the net asset value price as agreed to. Funds are priced at 4PM CET depending on the nature of the Fund. Performance has been calculated using net NAV to NAV numbers with income reinvested. The performance for each period shown reflects the return for investors who have been fully invested for that period. Individual investor performance may differ as a result of initial fees, the actual investment date, the date of reinvestments and dividend withholding tax. Full performance calculations are available from the manager on request.

Documents providing further detailed information about the fund/s, including the articles of incorporation, prospectus, supplement and the Key Information Document (KID) or UK Key Investor Information Document (KIID) (as applicable), annual/semi-annual report (as applicable), and a summary of your investor rights, are available free of charge in English language and as required, in your local language by navigating to your local language landing page via [am.gs.com/policies-and-governance](http://am.gs.com/policies-and-governance) and also from the fund's paying and information agents. If GSAM B.V., the management company, decides to terminate its arrangement for marketing the fund/s in any EEA country where it is registered for sale, it will do so in accordance with the relevant UCITS rules. Information about investor rights and collective redress mechanisms are available on [am.gs.com/policies-and-governance](http://am.gs.com/policies-and-governance).

**Offering Documents:** This material is provided at your request for informational purposes only and does not constitute a solicitation in any jurisdiction in which such a solicitation is unlawful or to any person to whom it is unlawful. It only contains selected information with regards to the fund and does not constitute an offer to buy shares in the fund. Prior to an investment, prospective investors should carefully read the latest Key Investor Information Document (KIID) as well as the offering documentation, including but not limited to the fund's prospectus which contains inter alia a comprehensive disclosure of applicable risks. GS Website: [www.gsam.com](http://www.gsam.com)

**Investment Advice and Potential Loss:** Financial advisers generally suggest a diversified portfolio of investments. The fund described herein does not represent a diversified investment by itself. This material must not be construed as investment or tax advice. Prospective investors should consult their financial and tax adviser before investing in order to determine whether an investment would be suitable for them.

**An investor should only invest if he/she has the necessary financial resources to bear a complete loss of this investment.**

**Swing Pricing:** Please note that the fund operates a swing pricing policy. Investors should be aware that from time to time this may result in the fund performing differently compared to the reference benchmark based solely on the effect of swing pricing rather than price developments of underlying instruments.

Fees are generally billed and payable at the end of each quarter and are based on average month-end market values during the quarter.

Additional information is provided in our Form ADV Part-2 which is available at [http://www.adviserinfo.sec.gov/IAPD/Content/Search/iapd\\_Search.aspx](http://www.adviserinfo.sec.gov/IAPD/Content/Search/iapd_Search.aspx).

**The relevant articles of association, prospectus, supplement and key investor information document (KIID) and latest annual/semi-annual report (as applicable) are available free of charge from the fund's paying and information agents as listed agents on the following website: [www.gsam.com](http://www.gsam.com)**

**South Africa Representative Office:** Prescient Management Company (RF) (Pty) Ltd, Registration number: 2002/022560/07 Physical address: Prescient House, Westlake Business Park, Otto Close, Westlake, 7945 Postal address: PO Box 31142, Tokai, 7966. Telephone number: 0800 111 899. E-mail address: [info@prescient.co.za](mailto:info@prescient.co.za), Website: [www.prescient.co.za](http://www.prescient.co.za).

Capital is at risk

Goldman Sachs Emerging Markets Equity ESG Portfolio is registered and approved under section 65 of the Collective Investment Schemes Control Act 45 of 2002.

Please note that for the purposes of the European Sustainable Finance Disclosure Regulation ("SFDR"), the product is an Article 8 product that promotes environmental and social characteristics. Please note that this material includes certain information on Goldman Sachs's sustainability practices and track record, at an organizational and investment team level, which may not necessarily be reflected in the portfolio. Please refer to the offering documents of any product(s) prior to investment, for details on how and the extent to which the product(s) takes ESG considerations into account on a binding or non-binding basis.

Environmental, Social and Governance ("ESG") strategies may take risks or eliminate exposures found in other strategies or broad market benchmarks that may cause performance to diverge from the performance of these other strategies or market benchmarks. ESG strategies will be subject to the risks associated with their underlying investments' asset classes. Further, the demand within certain markets or sectors that an ESG strategy targets may not develop as forecasted or may develop more slowly than anticipated. Any ESG characteristics, views, assessments, claims or similar referenced herein (i) will be based on, and limited to, the consideration of specific ESG attributes or metrics related to a product, issuer or service and not their broader or full ESG profile, and unless stated otherwise, (ii) may be limited to a point of time assessment and may not consider the broader lifecycle of the product, issuer or service, and (iii) may not consider any potential negative ESG impacts arising from or related to the product, issuer or service.

This is a marketing communication published by Goldman Sachs Asset Management B.V. ("GSAM B.V.") and intended for MiFID professional investors only. Please refer to the fund documentation before making any final investment decisions. The prospectus, the Key Information Document (KID) or UK Key Investor Information Document (KIID) (as applicable), information on sustainability-related aspects of the fund (such as the SFDR classification), and other legally required documents relating to the fund (containing information about the fund, the costs and the risks involved) are available on [am.gs.com/en-int/advisors/funds](http://am.gs.com/en-int/advisors/funds) in the relevant languages of the countries where the fund is registered or notified for marketing purposes. Information about investor rights and collective redress mechanisms are available on [am.gs.com/policies-and-governance](http://am.gs.com/policies-and-governance). Confidentiality No part of this material may, without Goldman Sachs Asset Management's prior written consent, be (i) copied, photocopied or duplicated in any form, by any means, or (ii) distributed to any person that is not an employee, officer, director, or authorized agent of the recipient.