

2IP CAUTIOUS PRESCIENT FUND (A1)

MINIMUM DISCLOSURE DOCUMENT &
GENERAL INVESTOR REPORT
30 November 2025



INVESTMENT AND RETURN OBJECTIVE

The Fund aims to achieve real returns over the long term and to outperform the ASISA category average of the South African - Multi-Asset - Low Equity funds over a full market cycle by maintaining a meaningful exposure to a broad range of asset classes.

INVESTMENT PROCESS

The Fund invests across a range of asset classes, both domestically and offshore. The asset allocation is with reference to the long-term strategic allocation, but with tactical asset allocation views overlayed in order to capitalise on market opportunities and for risk management. The portfolio comprises best-of-breed asset class specialist funds as well as asset class replication to reduce costs.

WHO SHOULD INVEST

Investors seeking real returns over the long term and who want to diversify and reduce their risk of being exposed to a single asset manager. The Fund is suitable for investors with a medium to long-term investment horizon and is Regulation 28 compliant.

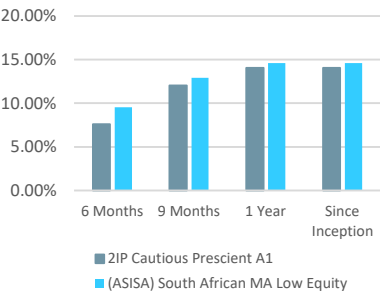
RISK INDICATOR DEFINITION

These portfolios typically exhibit more volatility and potential for capital losses due to higher exposure to equities and exposure to offshore markets where currency fluctuations may result in capital losses. These portfolios typically target returns of 3% above inflation over the long term.

RISK INDICATOR



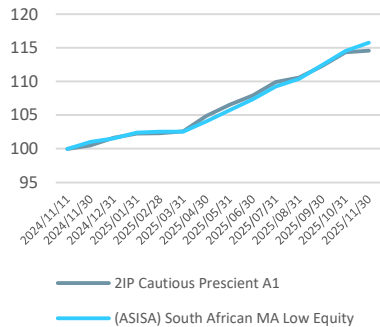
ANNUALISED PERFORMANCE (%)



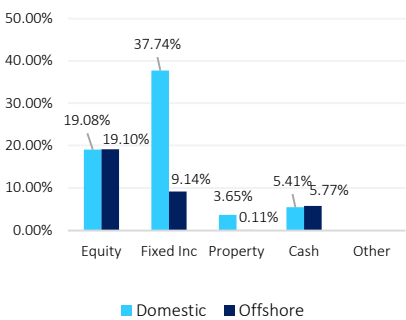
ANNUALISED PERFORMANCE (%)

	Fund	Benchmark
6 months	7.60%	9.52%
9 months	12.03%	12.90%
1 year	14.06%	14.61%
Since inception	14.06%	14.61%
1 year high	14.06%	14.61%
1 year low	14.06%	14.61%

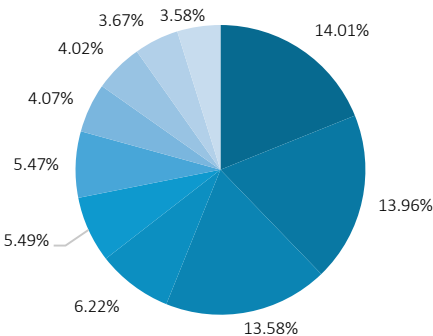
CUMULATIVE PERFORMANCE (%)



ASSET ALLOCATION (%)



TOP 10 HOLDINGS (%)



- Coronation Strategic Income Fund Q
- Ninety One Global Diversified Income J ACC
- Prescient Income Provider Fund A2
- Coronation Global Emerging Markets P USD
- Ninety One Global Franchise Fund I Acc USD
- Nedgroup Core World Index Feeder Fund B
- PSG Equity Fund D
- Ninety One Gilt Fund I
- Coronation Top 20 Fund P
- Foord Equity Fund Class B2

ABOUT THE FUND

Fund manager:

Ronnie Retief / Henri Du Toit

Fund Classification:

South African - Multi - Asset - Low Equity

Benchmark:

Average of South African - Multi Asset Low Equity Category

JSE Code:

2CPPA1

ISIN

ZAE000338141

Regulation 28

Compliant

Fund Size:

R805 489 769.70

No of units:

290 359 062.88

Unit price (cpu):

R113.34

Inception date

2024/11/11

Minimum Investment

R10000 lump sum

R500 monthly

Income distribution

31 March (annually) - New Fund

Initial fee:

0.00%

Annual management fee:

0,40% (excl VAT)

No performance fees

Fee Breakdown:

Management Fee

Performance Fees

Other Fees*

0%

0%

Total expense ratio

Transaction Costs

Total Investment Charge

*Other fees includes underlying fee (where applicable): Audit Fees, Custody Fees, Trustee Fees and VAT

Fees will be available one year after the fund's inception

GLOSSARY

- Annualised performance:** Annualised performance shows longer term performance rescaled to a 1 year period. Annualised performance is the average return per year over the period. Actual annual figures are available to the investor on request.
- Highest & Lowest performance:** The highest and lowest performance for any 1 year over the period since inception have been shown.
- NAV:** The net asset value represents the assets of a Fund less its liabilities.
- Current Yield:** Annual income (interest or dividends) divided by the current price of the security.
- CPU:** Cents Per Unit
- Alpha:** Denotes the outperformance of the fund over the benchmark.
- Sharpe Ratio:** The Sharpe ratio is used to indicate the excess return the portfolio delivers over the risk free rate per unit of risk adopted by the fund.
- Standard Deviation:** The deviation of the return stream relative to its own average.
- Max Drawdown:** The maximum peak to trough loss suffered by the Fund since inception.
- % Positive Month:** The percentage of months since inception where the Fund has delivered positive return.

FUND SPECIFIC RISKS

- Default Risk:** The risk that the issuers of fixed income instruments may not be able to meet interest payments nor repay the money they have borrowed. The issuers credit quality is vital. The worse the credit quality, the greater the risk of default and therefore investment loss.
- Derivatives risk:** The use of derivatives could increase overall risk by magnifying the effect of both gains and losses in a Fund. As such, large changes in value and potentially large financial losses could result.
- Foreign Investment risk:** Foreign securities investments may be subject to risks pertaining to overseas jurisdictions and markets, including (but not limited to) local liquidity, macroeconomic, political, tax, settlement risks and currency fluctuations.
- Developing Market (excluding SA) risk:** Some of the countries invested in may have less developed legal, political, economic and/or other systems. These markets carry a higher risk of financial loss than those in countries generally regarded as being more developed.
- Interest rate risk:** The value of fixed income investments (e.g. bonds) tends to be inversely related to interest and inflation rates. Hence their value decreases when interest rates and/or inflation rises.
- % Property risk:** Investments in real estate securities can carry the same risks as investing directly in real estate itself. Real estate prices move in response to a variety of factors, including local, regional and national economic and political conditions, interest rates and tax considerations.
- Currency exchange risk:** Changes in the relative values of individual currencies may adversely affect the value of investments and any related income.
- Geographic / Sector risk:** For investments primarily concentrated in specific countries, geographical regions and/or industry sectors, their resulting value may decrease whilst portfolios more broadly invested might grow.
- Derivative counterparty risk:** A counterparty to a derivative transaction may experience a breakdown in meeting its obligations thereby leading to financial loss.
- Liquidity risk:** If there are insufficient buyers or sellers of particular investments, the result may lead to delays in trading and being able to make settlements, and/or large fluctuations in value. This may lead to larger financial losses than expected.
- Equity investment risk:** Value of equities (e.g. shares) and equity-related investments may vary according to company profits and future prospects as well as more general market factors. In the event of a company default (e.g. bankruptcy), the owners of their equity rank last in terms of any financial payment from that company.

INFORMATION DISCLOSURE

The portfolio has adhered to its policy objective and there were no material changes to the composition of the portfolio during the quarter.

QUARTERLY FUND COMMENTARY

Global markets delivered strong returns in Q3 2025, buoyed by easing inflation, resilient GDP data, and continued strength in equities and commodities. While geopolitical risks, trade tensions, and political disruptions created uncertainty, investor sentiment remained broadly positive. The MSCI All Country World Index rose 7.6%, with emerging markets outperforming developed peers. South Africa stood out as a top performer in this environment. Adding to market unease, the Fed’s independence was called into question over President Trump’s attempt to dismiss Fed Governor Lisa Cook, a move that was temporarily blocked, allowing her to remain in office for now. Meanwhile, the US government underwent a partial shutdown after federal spending plans expired on 30 September. South African equities delivered a robust 12.9% return (in ZAR) for the quarter, driven primarily by a 50.8% rally in the resource sector amid rising global commodity prices. Gold and platinum miners led the charge, supported by safe-haven demand, US rate cut expectations, and escalating geopolitical tensions. In contrast, performance in domestic-facing sectors was subdued: Industrials rose 3.7%, Financials were flat at 0.3%, and retail stocks struggled under weak local demand. The listed property sector returned 5.4%, continuing to recover but lagging the broader market. Fixed income also posted strong results: the FTSE/JSE All Bond Index gained 6.9%, and inflation-linked bonds rose 5.1%, both outperforming global bond benchmarks. Cash (STeFI Composite) returned 1.8% for the quarter. Currency strength added to total returns, with the rand appreciating 2.9% against the US dollar and 4.6% against the pound. On the macro front, South Africa’s economy showed signs of modest recovery. Q2 GDP grew 0.8%, up from 0.1% in Q1. Inflation eased to 3.3% year-on-year in August, returning to the lower end of the SARB’s 3–6% target range. The South African Reserve Bank held the repo rate at 7.0%, with a split vote indicating a balanced outlook between inflation control and supporting growth. Precious metals outperformed globally: silver (+29.5%), platinum (+17.0%), gold (+16.7%), and palladium (+9.3%), reinforcing South Africa’s resource-driven equity gains. Despite domestic challenges, including weak consumer confidence and pressure on local retailers and banks, the combination of strong commodity prices, a supportive inflation backdrop, and solid bond performance helped position South Africa as one of the quarter’s best-performing markets.

DISCLAIMER

Collective Investment Schemes in Securities (CIS) should be considered as medium to long-term investments. The value may go up as well as down and past performance is not necessarily a guide to future performance. CIS's are traded at the ruling price and can engage in scrip lending and borrowing. The collective investment scheme may borrow up to 10% of the market value of the portfolio to bridge insufficient liquidity. A schedule of fees, charges and maximum commissions is available on request from the Manager. There is no guarantee in respect of capital or returns in a portfolio. A CIS may be closed to new investors in order for it to be managed more efficiently in accordance with its mandate. CIS prices are calculated on a net asset basis, which is the total value of all the assets in the portfolio including any income accruals and less any permissible deductions (brokerage, STT, VAT, auditor's fees, bank charges, trustee and custodian fees and the annual management fee) from the portfolio divided by the number of participatory interests (units) in issue. Forward pricing is used. The Fund's Total Expense Ratio (TER) reflects the percentage of the average Net Asset Value (NAV) of the portfolio that was incurred as charges, levies and fees related to the management of the portfolio. A higher TER does not necessarily imply a poor return, nor does a low TER imply a good return. The current TER cannot be regarded as an indication of future TERs. During the phase in period TERs do not include information gathered over a full year. Transaction Costs (TC) is the percentage of the value of the Fund incurred as costs relating to the buying and selling of the Fund's underlying assets. Transaction cost is a necessary cost in administering the Fund and impacts Fund returns. It should not be considered in isolation as returns may be impacted by many other factors over time including market returns, the type of Fund, investment decisions of the investment manager and the TER.

The Manager retains full legal responsibility for any third-party-named portfolio. Where foreign securities are included in a portfolio there may be potential constraints on liquidity and the repatriation of funds, macroeconomic risks, political risks, foreign exchange risks, tax risks, settlement risks; and potential limitations on the availability of market information. The investor acknowledges the inherent risk associated with the selected investments and that there are no guarantees. Please note that all documents, notifications of deposit, investment, redemption and switch applications must be received by Prescient by or before 13:00 (SA), to be transacted at the net asset value price for that day. Where all required documentation is not received before the stated cut-off time, Prescient shall not be obliged to transact at the net asset value price as agreed to. Funds are priced at either 3pm or 5pm depending on the nature of the Fund. Prices are published daily and are available on the Prescient website. Performance has been calculated using net NAV to NAV numbers with income reinvested. This portfolio operates as a white label fund under the Prescient Unit Trust Scheme, which is governed by the Collective Investment Schemes Control Act.

For any additional information such as fund prices, brochures and application forms please go to www.prescient.co.za

CONTACT DETAILS

Management Company:

Prescient Management Company (RF) (Pty) Ltd., Registration number: 2002/022560/07 Physical address: Prescient House, Westlake Business Park, Otto Close, Westlake, 7945 Postal address: PO Box 31142, Tokai, 7966 Telephone number: 0800 111 899 E-mail: info@prescient.co.za Website: www.prescient.co.za

Trustee:

Nedbank Investor Services, Physical address: 2nd Floor, 16 Constantia Boulevard, Constantia Kloof, Roodepoort, 1709 Telephone number: +27 11 534 6557 Website: www.nedbank.co.za

The Management Company and Trustee are registered and approved under the Collective Investment Schemes Control Act (No.45 of 2002). Prescient is a member of the Association for Savings and Investments SA.

Investment Manager:

2IP Independent Investment Partners (Pty Ltd ("2IP") has been appointed as the discretionary financial services provider for the purpose of making asset allocation and fund selection decisions. 2IP Independent Investment Partners (Pty) Ltd (Reg no:2014/157363/07) is an Authorised Financial Services Provider in terms of the Financial Advisory and Intermediary Services Act No 37 of 2002, FSP No. 45529, to act in the capacity as investment manager. This information is not advice, as defined in the Financial Advisory and Intermediary Services Act No 37 of 2002. Please be advised that there may be representatives acting under supervision.

Physical address: 14 Church Street, Durbanville, Cape Town, 7550
Telephone number: +27 21 914 1321
Website: www.2ip.co.za.

MDD issue date - 9 December 2025