

Investment Objective

The Arcus Japan Fund (a sub-fund of Arcus FUND SICAV, hereafter 'AJF' or the 'Fund') is a long-only equity fund focusing on Japanese equities with the objective of achieving a return in excess of the return of the TOPIX Total Return (TOPIX TR) Index. The fund has adhered to its objective policy.

Illustrative Fund Performance

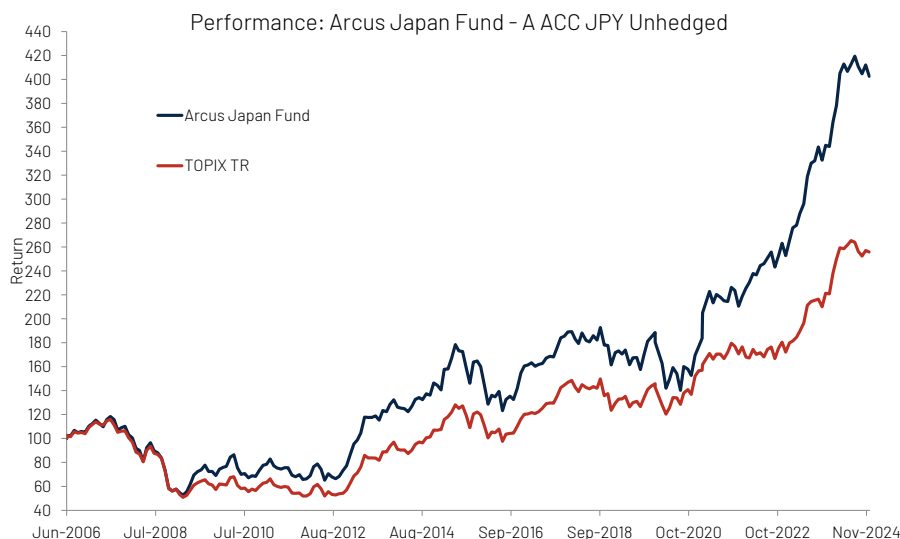


Chart data: Arcus Japan Fund. Representative share class: A ACC unhedged JPY (ISIN: LU0243544235), launched on the 29th of June 2006. The index information is included merely to show the general trend in the relevant markets in the periods indicated. It is not intended to imply that the portfolio of the fund was or will be similar to the index either in composition or element of risk. **Past performance should not be construed as an indicator or a guarantee of future results.** The Fund may or may not hold positions in the companies mentioned and inclusion in this document should not be understood as a recommendation. These examples are included merely to illustrate the investment process and strategy. The TOPIX Index Value and the TOPIX Marks are subject to the proprietary rights owned by JPX Market Innovation & Research, Inc. or affiliates of JPX Market Innovation & Research, Inc.

| Performance (Net of Fees) | Nov 24 | YTD | 1 Year | 3 Year | 5 Year | Since Launch ³ |
|---------------------------|--------|-------|--------|--------|--------|---------------------------|
| A ACC JPY Unhedged | -2.3% | 17.0% | 16.7% | 91.2% | 117.9% | 302.6% |
| TOPIX TR ⁴ | -0.5% | 15.8% | 15.5% | 49.9% | 78.0% | 155.8% |

| Highest and Lowest 1-Year Returns (Net of Fees) | Highest Rolling 1-Year Return (Since Inception) | Lowest Rolling 1-Year Return (Since Inception) |
|---|---|--|
| A ACC JPY Unhedged | 52.8% in 2013 | -42.5% in 2008 |
| A ACC JPY Unhedged - Annualised | 21.3% in 2006 | -19.8% in 2008 |

| Performance (Net of Fees - Annualised) | 1 Year | 3 Year | 5 Year | Since Launch ³ |
|--|--------|--------|--------|---------------------------|
| A ACC JPY Unhedged | 16.7% | 24.1% | 16.9% | 7.8% |

Fund Launch Date:

30th March 2005

Benchmark:

TOPIX Total Return (TOPIX TR) Index

Base Currency:

JPY

Fund Size¹:

USD 1,956m / JPY 293.0bn


Fund Type & Structure:

UCITS (Luxembourg SICAV)²

Distributions:

N/A (Accumulating Shares)

Portfolio Manager:

Mark Pearson 

Portfolio Manager:

Ben Williams 

Investment Manager:

Arcus Investment Limited (AIL)

Delegated Trade Placement Manager:

Arcus South East Asia (ASEA)

Directors:

Richard Pavry, Joachim Kuske, Karl Fuhrer, Tracey McDermott

Management Company:

FundRock Management Company S.A.

Administrator:

Northern Trust Global Services SE

Depository:

Northern Trust Global Services SE

Representative Office:

Prescient Management Company (RF) (Pty) Ltd

Auditor:

KPMG Luxembourg S.A.

ARCUS JAPAN FUND

MINIMUM DISCLOSURE DOCUMENT & GENERAL INVESTOR REPORT
MONTHLY AS AT 29 NOVEMBER 2024



The Fund's Largest 10 Holdings

| Stock | Name | Sector | % of NAV |
|-------|--|-----------------------------|----------|
| 1 | JAPAN POST HOLDINGS CO LTD (6178) | Services | 5.0% |
| 2 | ROHM CO LTD (6963) | Electric Appliances | 4.9% |
| 3 | NISSAN MOTOR CO LTD (7201) | Transportation Equipment | 4.4% |
| 4 | MAZDA MOTOR CORP (7261) | Transportation Equipment | 3.7% |
| 5 | KYOCERA CORP (6971) | Electric Appliances | 3.6% |
| 6 | mitsubishi motors corp (7211) | Transportation Equipment | 3.4% |
| 7 | TAKEDA PHARMACEUTICAL CO LTD (4502) | Pharmaceutical | 3.3% |
| 8 | OPEN HOUSE CO LTD (3288) | Real Estate | 3.2% |
| 9 | NIPPON TELEGRAPH AND TELEPHONE CORP (9432) | Information & Communication | 3.1% |
| 10 | JAPAN AIRLINES CO LTD (9201) | Air Transportation | 2.8% |

Asset Allocation

There were no material changes to the fund's composition.

| Asset Classes | % |
|---------------|------|
| Bond | 0.0 |
| Cash | 1.3 |
| Equity | 98.4 |
| TOTAL | 99.7 |

Accrued dividends, performance fees, accruals, and the forward profit and loss ("P&L"), comprise the remaining 0.3% of the NAV.

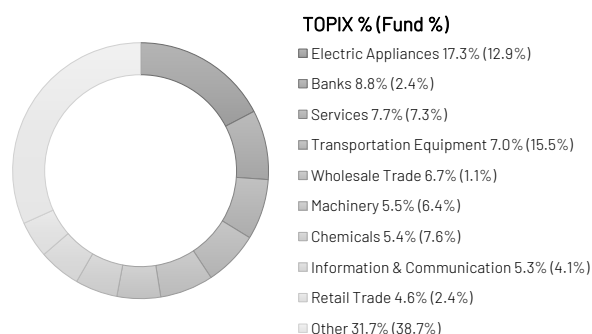
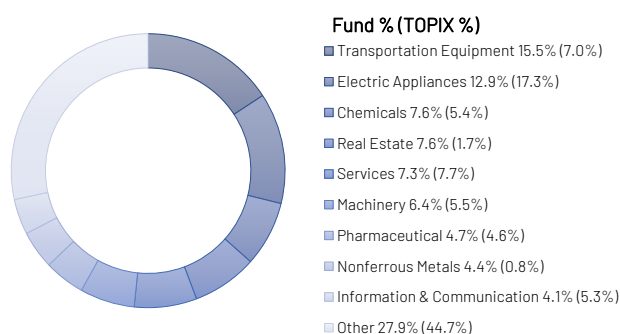
Size Distribution of Equity Positions

| Market Capitalisation (USD billion) | Number of Holdings | % of NAV |
|-------------------------------------|--------------------|----------|
| > 10 | 13 | 26.3% |
| 5-10 | 9 | 15.3% |
| 1-5 | 57 | 53.7% |
| < 1 | 6 | 3.1% |
| TOTAL | 85 | 98.4% |
| Cash | | 1.3% |

Market Capitalisations are designated in USD using the month end exchange rate and may rise or fall due to exchange rate fluctuations.

Sector Classifications

The chart below shows the current proportion of the Fund's investments, as grouped by business classification, as compared to the Benchmark.



The TOPIX Index Value and the TOPIX Marks are subject to the proprietary rights owned by JPX Market Innovation & Research, Inc. or affiliates of JPX Market Innovation & Research, Inc. Data as of 29/11/2024

Share Classes

Please refer to the Prospectus and Subscription documents for the eligibility criteria of each share class.

| Share Class | Currency | Number of Shares | Share Price | TER ⁷ | Minimum Investment in EUR (*) | Management Fee | ISIN | Bloomberg |
|----------------|----------|------------------|-------------|------------------|-------------------------------|----------------|--------------|------------|
| A ACC Unhedged | JPY | 2,034,004 | 40,260 | 1.13 | 50,000 | 1% | LU0243544235 | ARCJPNR LX |
| A ACC Hedged | EUR | 126,429 | 327.63 | 1.13 | 50,000 | 1% | LU0573573127 | ARCJPNE LX |
| A ACC Hedged | USD | 168,161 | 483.69 | 1.13 | 50,000 | 1% | LU0573573390 | ARCJRIS LX |
| A ACC Hedged | GBP | 17,382 | 322.76 | 1.13 | 50,000 | 1% | LU0979577201 | AJAFIAG LX |

(*) Or the equivalent in the relevant Reference Currency if not in EUR.

The Board of Directors of the company have decided to modify denominations of the different share classes available within the Sub-Fund. The fee structure, the share class characteristics as well as the ISIN codes of the respective share classes remain unchanged.

Historical Performance Data (A ACC JPY Unhedged – ISIN LU0243544235; values in %)

| | Jan | Feb | Mar | Apr | May | Jun | Jul | Aug | Sep | Oct | Nov | Dec | Year |
|------|------|-------|-------|------|-------|-------|------|------|-------|-------|------|------|-------|
| 2024 | 5.9 | 3.8 | 7.1 | 1.9 | -1.5 | 1.4 | 1.6 | -2.1 | -1.5 | 1.9 | -2.3 | | 17.0 |
| 2023 | 5.0 | 4.0 | 0.8 | 3.5 | 2.8 | 7.7 | 3.5 | 0.6 | 3.5 | -3.2 | 3.8 | -0.3 | 36.1 |
| 2022 | 3.1 | 2.1 | 3.3 | -0.5 | 3.3 | 0.6 | 1.9 | 2.0 | -4.9 | 3.8 | 4.2 | -3.9 | 15.6 |
| 2021 | 4.0 | 11.6 | 8.7 | -4.3 | 3.3 | -1.0 | -1.4 | -0.3 | 5.5 | -1.1 | -5.9 | 3.9 | 23.8 |
| 2020 | -4.2 | -9.8 | -12.7 | 5.3 | 6.5 | -3.2 | -9.1 | 14.2 | -1.3 | -3.4 | 11.0 | 4.3 | -6.2 |
| 2019 | 6.5 | 0.8 | -1.5 | 2.0 | -7.1 | 3.6 | 0.1 | -6.0 | 8.2 | 6.3 | 1.9 | 2.0 | 16.7 |
| 2018 | 0.1 | -3.2 | -2.1 | 4.9 | -3.3 | -0.7 | 2.9 | -1.9 | 5.7 | -7.6 | -0.2 | -9.2 | -14.6 |
| 2017 | 0.4 | 1.2 | -1.8 | 0.9 | 0.5 | 2.7 | 0.9 | -0.3 | 4.5 | 4.8 | 0.8 | 1.9 | 17.7 |
| 2016 | -9.4 | -11.3 | 5.8 | -0.9 | 3.4 | -11.5 | 7.6 | 2.0 | -2.0 | 7.0 | 9.0 | 3.8 | 0.3 |
| 2015 | -2.7 | 12.2 | 0.2 | 5.7 | 6.9 | -3.0 | -0.3 | -8.2 | -7.8 | 12.1 | 0.6 | -2.9 | 10.7 |
| 2014 | -4.7 | -0.6 | -0.4 | -2.0 | 3.7 | 4.5 | 1.2 | -1.3 | 3.7 | -0.9 | 7.5 | -1.3 | 9.2 |
| 2013 | 10.2 | 3.5 | 6.0 | 12.6 | -0.2 | 0.0 | 1.0 | -2.9 | 6.9 | -0.8 | 5.1 | 2.9 | 52.8 |
| 2012 | 4.0 | 10.9 | 3.0 | -5.5 | -12.3 | 8.2 | -3.8 | -2.0 | 2.9 | 7.3 | 5.1 | 12.4 | 30.8 |
| 2011 | 1.1 | 5.6 | -6.7 | -2.5 | -1.2 | 1.6 | -0.1 | -8.2 | -1.9 | 2.6 | -5.8 | 0.8 | -14.6 |
| 2010 | 2.0 | 1.3 | 9.8 | 2.5 | -12.8 | -7.2 | 0.9 | -4.9 | 2.6 | -0.9 | 7.3 | 5.8 | 4.3 |
| 2009 | -5.2 | -3.8 | 5.6 | 11.6 | 11.8 | 4.1 | 2.2 | 5.3 | -6.8 | 0.0 | -4.7 | 7.6 | 28.8 |
| 2008 | -8.7 | -1.7 | -10.1 | 13.9 | 4.5 | -7.1 | -1.8 | -4.9 | -12.1 | -20.5 | -3.9 | 2.7 | -42.5 |
| 2007 | 2.1 | 2.5 | -2.5 | -2.4 | 5.4 | 2.2 | -2.2 | -7.6 | 1.9 | 1.0 | -6.3 | -2.7 | -8.9 |
| 2006 | | | | | | 2.5 | -0.4 | 4.6 | -1.7 | 0.9 | -0.7 | 4.9 | 10.3 |

Past performance should not be construed as an indicator or a guarantee of future results. The return information shown is net of management and performance fees, but gross of taxation. The investment performance is for illustrative purposes only. The investment performance is calculated by taking the actual initial fees and all ongoing fees into account for the amount shown and income is reinvested on the reinvestment date.

The indices information presented herein are included merely to show the general trend in the relevant markets for the periods indicated and is not intended to imply that the portfolio of the Fund was, or will be, similar to the indices either in composition or element of risk. The Fund may or may not hold positions in the companies mentioned and inclusion in this document should not be understood as a recommendation. These examples are included merely to illustrate the investment process and strategy.

Notes:
The Fund may or may not hold positions in the companies mentioned and inclusion in this document should not be understood as a recommendation. These examples are included merely to illustrate the investment process and strategy.

¹FX rate as at 29/11/2024 JPY/USD = 149.75 (source: Refinitiv Workspace).

²Arcus Investment Limited ("AIL"), Arcus South East Asia ("ASEA") and Arcus Research Limited, Japan Branch ("ARL") are hereafter collectively referred to as "Arcus" or the "Arcus Group". Total Arcus Group Assets Under Management (AUM) represents total AUM managed by Arcus / the Arcus Group including the Japan portfolio of the Pan Asia fund sub managed by AIAL.

³ On the 19th of August 2021 the Arcus Japan Fund was converted from a mutual investment fund (Fonds Commun de Placement - "FCP") into an investment company with variable capital (Société d'Investissement à Capital Variable - "SICAV") named Arcus FUND SICAV. As a result of the conversion, Arcus Japan Fund became a sub-fund of the Company (i.e., Arcus FUND SICAV - Arcus Japan Fund), Arcus Japan Fund is herein defined as "AJF" or the "Sub-Fund".

⁴ AJF A ACC JPY Unhedged Share Class, launched on the 29th of June 2006.

⁵ AJF benchmark changed from TOPIX to TOPIX TR effective from 04/09/2020.

⁶ NAV = Net Asset Value

⁷ TER is a measure of the Fund's total operating expenses over 12 months, including management fees, as a percentage of the Fund's net assets. The TER quoted is indicative, based on expenses and average assets for the year ending 31st December 2023. It is calculated by the Fund Administrator and published in the KIID. It is an indication of the likely level of costs and will fluctuate as the Fund's expenses and average net assets change.

Data sources:

AIL internal data, Administrator official NAV ("Net Asset Value") data, Refinitiv Workspace.

Glossary

Annualised performance: Annualised performance shows longer-term performance rescaled to a 1-year period. Annualised performance is the average return per year over the period. Actual annual figures are available to the investor on request.

Highest & Lowest return: The highest and lowest returns for any 1 year over the period since inception have been shown.

NAV: The net asset value represents the assets of a Fund less its liabilities.

PRIIPs KIDS (Packaged Retail and Insurance-based Investment

Products Key Information Document) are available here:

<https://fundinfo.fundrock.com/>

Representative Office

Prescient Management Company (RF)(Pty) Ltd.
Registration number: 2022/022560/07
Physical address: Prescient House, Westlake
Business Park, Otto Close, Westlake, 7945
Postal address: PO Box 31142, Tokai, 7966
T: 0800 111 899
E: info@prescient.co.za
Website: www.prescient.co.za

Depository

Northern Trust Global Services SE
10 rue du Château
L-3364 Leudelange
Grand-Duché de Luxembourg
T: +352 28 294 452
E: arcus-ta-lux@ntrs.com

Investment Manager

Arcus Investment Limited (AIL)
7 Stratford Place, 2nd Floor
London W1C 1AY
United Kingdom
T: +44 (0)203 540 9500
E: info@arcusinvest.com

Investor Relations Contact

Linda Costa,
Investor Relations Manager
T: +44 (0)203 540 9500
E: info@arcusinvest.com

ARCUS JAPAN FUND

MINIMUM DISCLOSURE DOCUMENT & GENERAL INVESTOR REPORT
MONTHLY AS AT 29 NOVEMBER 2024



Disclaimer

Regulatory status

This document is issued by Arcus Investment Limited ("AIL"), which is authorised and regulated by the Financial Conduct Authority ("FCA") (FRN: 188741). **For professional clients only, not suitable for retail clients.** Arcus Japan Fund ("AJF") is the sub-fund of Arcus Fund SICAV, an Undertaking for Collective Investments in Transferable Securities (UCITS) established in Luxembourg.

AIL is the distributor of, and Investment Manager to, AJF. For EU-based investors, this document can only be distributed or reproduced by Campion Capital Iberia AV SAU. Physical Address: Calle López de Hoyos 6 P5, 28006, Madrid, 28010, Spain. Telephone Number: +34 9191542745. Website: www.campioncapitaliberia.com. Campion Capital Iberia AV SAU is authorised and regulated by the Comisión Nacional del Mercado de Valores (CNMV) with Reg. nº 308. Campion Capital Iberia AV SAU is a subsidiary of Campion Capital Limited.

Sub-Distributor:

Campion Capital Iberia AV SAU

Physical Address: Calle López de Hoyos 6 P5, 28006, Madrid, 28010, Spain. Telephone Number: +34 9191542745. Website: www.campioncapitaliberia.com Campion Capital Iberia AV SAU (including its directors, employees, and representatives) or a connected person may have positions in or options on the securities detailed in this report, and may buy, sell, or offer to purchase or sell such securities from time to time, subject to restrictions imposed by internal rules. Campion Capital Iberia AV SAU is authorised and regulated by the Comisión Nacional del Mercado de Valores (CNMV) with Reg. nº 308. Campion Capital Iberia AV SAU is a subsidiary of Campion Capital Limited.

This document can only be distributed or reproduced with permission from Campion Capital Iberia AV SAU.

Campion Capital Limited

Physical Address: 1, Marylebone High Street, London, W1U 4LZ, Telephone Number +44 207 317 4433, Website: www.campioncapital.com Campion Capital Limited (including its directors, employees, and representatives) or a connected person may have positions in or options on the securities detailed in this report, and may buy, sell or offer to purchase or sell such securities from time to time, subject to restrictions imposed by internal rules. Campion Capital is authorised and regulated by the Financial Conduct Authority ("FCA") (FRN 230196).

Marketing disclaimers

This material or marketing material (as appropriate) is provided for information purposes only and is neither an offer to sell nor a solicitation of any offer to buy shares/units in any Fund. Any offering/subscription is relevant prospectus, supplement, and the Key Investor Information Document (the KIID or KIID - <https://fundinfo.fundrock.com/> available in English, Swedish, Dutch, German, Italian, Spanish), summary of investor's rights, together with the latest available audited financial statements and the subscription form, all of which must be read in their entirety (the relevant documentation is available in English (or in translation if it is a regulatory requirement) from the administrative agent). Please refer to these documents before making any final investment decisions.

No offer to purchase shares/units will be accepted prior to receipt by AJF (acting through the management company/the administrative agent) of the appropriate documentation including the subscription form and all relevant AML/KYC documentation. Particular attention should be paid to the risks of investment described in the offering memorandum/prospectus and the KIID/KIID. It is each investor's responsibility to obtain information about the risks of investing in the relevant fund.

The information and opinions contained in this document are for background purposes only. They do not purport to be full or complete and are not intended to constitute investment, legal, tax, or any other advice, nor are they intended to provide a sufficient basis on which to make an investment decision. We recommend you discuss any investment decision with a financial adviser, particularly if you are unsure whether the investment is suitable. AIL is unable to provide investment advice.

Please refer to the offering memorandum/prospectus for further details on selling restrictions.

UK/EEA

To the extent that this document is made available in the UK or EEA it is being issued to and/or is directed at persons who are Professional Clients or Eligible Counterparties for the purposes of the FCA Rules. This document is being issued in the United Kingdom by AIL to and/or is directed only at persons who are professional investors for the purposes of the Alternative Investment Fund Managers Regulations 2013 and is accordingly exempt from the financial promotion restriction in Section 21 of the Financial Services and Markets Act 2000 ("FSMA") in accordance with regulation 29(3) of the FSMA (Financial Promotions) Order 2005. This document is being distributed in the United Kingdom by Arcus Investment Limited ("AIL") (which is authorised and regulated by the Financial Conduct Authority ("FCA") to persons who are professional clients or eligible counterparties in accordance with the FCA's Conduct of Business Sourcebook. The opportunity to invest in the Funds is only available to such persons in the United Kingdom and this document must not be relied on or acted upon by any other persons in the United Kingdom.

In relation to each member state of the EEA (each a "Member State") which has implemented Alternative Investment Fund Managers Directive (Directive (2011/61/EU)) (the "AIFMD"), this document may only be distributed and shares/units in each AIF may only be offered or placed in a Member State to the extent that: (1) the fund is permitted to be marketed to professional investors in the relevant Member State in accordance with AIFMD (as implemented into the local law/regulation of the relevant Member State), and (2) this document may otherwise be lawfully distributed and the shares may otherwise be lawfully offered or placed in that Member State (including at the initiative of the investor).

United States

If any such person is a resident or citizen of the United States, a person who is an "Accredited Investor" as defined in Regulation D promulgated under the U.S. Securities Act of 1933 as amended. The investments and investment services to which this presentation relates to are only available to such persons and other persons must not act or rely on it.

Hong Kong

The shares/units referred to in this document are not authorised by the Securities and Futures Commission (the "SFC") in Hong Kong pursuant to Section 104 of the Securities and Futures Ordinance (Chapter 571 of the Laws of Hong Kong) (the "SFO"). The information in this document has not been approved by the SFC in Hong Kong, nor has a copy of it been registered with the Registrar of Companies in Hong Kong. Accordingly, such shares/units may not be offered or sold in Hong Kong by means of this document or any other document other than to professional investors within the meaning of Part 1 of Schedule 1 to the SFO and any rules made under the SFO, or in other circumstances which do not result in the document being a prospectus as defined in the Companies (Winding Up and Miscellaneous Provisions) Ordinance (Chapter 32 of the Laws of Hong Kong) ("CWUMPO") or which do not constitute an offer or invitation to the public for the purposes of the CWUMPO or the SFO.

Switzerland

For AJF, the representative in Switzerland is FundRock Switzerland SA, Route de Cité-Ouest 2, 1196 Gland, Switzerland. The paying agent in Switzerland is Banque Cantonale de Genève, 17, quai de l'Île, 1204 Geneva, Switzerland. The Prospectus, Swiss Country Supplement constitutional documents, Key Information Document and the Annual and Semi-Annual Reports can be obtained free of charge from the representative.

South Africa

AJF is approved and registered in South Africa under section 65 of the Collective Investment Schemes Control Act No. 45 of 2002 and is also available to professional investors domiciled in Singapore and Switzerland. Certain share classes are also notified in the following countries: Luxembourg, the UK, Finland, Germany, Ireland, Italy, the Netherlands, Norway, Spain, and Sweden. Please refer to the prospectus and supplement for further details on selling restrictions.

The Fund may decide to terminate the marketing arrangements in accordance with Article 93 a of Directive 2009/65/EC.

South African Representative Office: Prescient Management Company (RF)(Pty) Ltd is registered and approved under the Collective Investment Schemes Control Act (No.45 of 2002). For any additional information such as fund prices, fees, brochures, minimum disclosure documents, and application forms please e-mail info@arcusinvest.com.

Singapore

Zensen, Gensek & FEFV are not authorised or recognised by the Monetary Authority of Singapore ("MAS") and shares in such funds are not allowed to be offered to the retail public. This document has not been registered as a

prospectus with the Monetary Authority of Singapore. Accordingly, this document and any other document or material in connection with the offer, or sale, or invitation for subscription or purchase of shares in these Funds may not be circulated or distributed, nor may such shares be offered or sold, or be made the subject of an invitation for subscription or purchase, whether directly or indirectly, to persons in Singapore other than (i) to an institutional investor pursuant to Section 304 of the Securities and Futures Act 2001 of Singapore (the "SFA") or (ii) otherwise pursuant to, and in accordance with the conditions of, any other applicable provision of the SFA. AJF is not authorised or recognised by the MAS and shares in AJF is not allowed to be offered to the retail public. This document and any other document or material issued in connection with the offer or sale is not a prospectus as defined in the SFA. Accordingly, statutory liability under the SFA in relation to the content of prospectuses would not apply. You should consider carefully whether the investment is suitable for you.

This document has not been registered as a prospectus with the MAS. Accordingly, this document and any other documents or materials in connection with the offer, sale, or invitation for subscription or purchase, of shares in AJF may not be circulated or distributed, nor may such shares be offered, sold, or be made the subject of an invitation for subscription or purchase, whether directly or indirectly, to persons in Singapore other than (i) to an institutional investor under Section 304 of the SFA, (ii) to a relevant person pursuant to Section 305(1), or any person pursuant to Section 305(2), and in accordance with the conditions specified in Section 305 of the SFA, or (iii) otherwise pursuant to, and in accordance with the conditions of, any other applicable provision of the SFA.

This document is for general information purposes only and should not be regarded as the "Information Memorandum" of AJF or AJVF (as the case may be) nor forming part thereof. In Singapore, this material is distributed together with the "Information Memorandum" of AJF or AJVF (as the case may be), which must be referred to for information on the relevant Fund.

Please refer to the Offering Memorandum/Prospectus for further details on selling restrictions.

Performance disclaimers

Collective Investment Schemes in Securities (CIS) should be considered as medium to long-term investments. The value may go up as well as down and past performance is not necessarily a guide to future performance. CIS listed investments are traded at the ruling price/last traded price, and although they can engage in scrip lending and borrowing, AJF does not.

A schedule of fees, charges, and maximum commissions is available on request from the Manager. A CIS may be closed to new investors in order for it to be managed more efficiently in accordance with its mandate.

Performance has been calculated using net NAV to NAV numbers with income reinvested. There is no guarantee in respect of capital or returns in a portfolio.

A CIS may be closed to new investors in order for it to be managed more efficiently in accordance with its mandate. CIS prices are calculated on a net asset basis, which is the total value of all the assets in the portfolio including any income accruals and less any permissible deductions (brokerage, STT, VAT, auditor's fees, bank charges, trustee and custodian fees and the annual management fee) from the portfolio divided by the number of participatory interests (units) in issue. Forward pricing is used. The Fund's Total Expense Ratio (TER) reflects the percentage of the average Net Asset Value (NAV) of the portfolio that was incurred as charges, levies, and fees related to the management of the portfolio. A higher TER does not necessarily imply a poor return, nor does a low TER imply a good return. The current TER cannot be regarded as an indication of future TERs. During the phase-in period TERs do not include information gathered over a full year. Transaction Costs (TC) is the percentage of the value of the Fund incurred as costs relating to the buying and selling of the Fund's underlying assets.

Transaction costs are a necessary cost in administering the Fund and impact the Fund returns. It should not be considered in isolation as returns may be impacted by many other factors over time including market returns, the type of Fund, investment decisions of the investment manager and the TER.

Where foreign securities are included in a portfolio there may be potential constraints on liquidity and the repatriation of funds, macroeconomic, political, foreign exchange, tax, and settlement risks; and potential limitations on the availability of market information. The investor acknowledges the inherent risks associated with the selected investments and that there are no guarantees. Please note that all documents, notifications of deposit, investment, redemption, and switch applications must be received by Prescient by or before 13:00 (SA), to be transacted at the net asset value price for that day. Where all required documentation is not received before the stated cut off time Prescient shall not be obliged to transact at the net asset value price as agreed to. The NAV (price) is released after 13:00 (SA) each dealing day.

Performance has been calculated using net NAV to NAV numbers with income reinvested. The performance for each period shown reflects the return for investors who have been fully invested for that period. Individual investor performance may differ as a result of initial fees, the actual investment date, the date of reinvestments and dividend withholding tax. Full performance calculations are available from the manager on request. The performance for each period shown reflects the return for investors who have been fully invested for that period. Individual investor performance may differ as a result of initial fees, the actual investment date, the date of reinvestments and dividend withholding tax. Full performance calculations are available from the manager on request. There is no guarantee in respect of capital or returns in a portfolio. Annualised performance shows longer-term performance rescaled to a 1-year period. Annualised performance is the average return per year over the period. Actual annual figures are available to the investor on request. Highest and lowest returns for any 1 year over the period since inception have been shown. NAV is the net asset value and represents the assets of a Fund less its liabilities.

Past performance of a fund is neither an indication nor guarantee as to its performance in the future. The value of investments may fall as well as rise. The return information shown is net of management and performance fees, but gross of taxation. Acquiring shares/units may expose an investor to a significant risk of losing the entire amount invested. Any person who is in any doubt about investing in the funds should consult an authorised person specialised in advising on such investments.

There is no guarantee that a fund's investment objective will be achieved. Any projections, market outlooks, or estimates in this document are forward-looking statements and are based upon certain assumptions. Other events which are not taken into account may significantly affect the returns or performance of the fund. Any projections, outlooks, or assumptions should not be construed to be indicative of the actual events which will occur.

Other disclaimers

This document is not intended for public use or distribution. This document is intended solely for the recipient, may not be disclosed to any other person, and is not intended for Retail Clients for the purposes of the FCA Rules. If this document is stored by the recipient in any form, then it must be stored entirely, including this disclaimer.

This document is written for the benefit of the categories of persons described above. It is not addressed to any other person and may not be used by them for any purpose whatsoever. It expresses no views as to the suitability of the investments described herein to the individual circumstances of any recipient.

Any investment examples presented herein should not be considered a recommendation to purchase or sell a particular instrument. These examples illustrate certain investment processes and strategies that have been utilized by AIL and/or ASEA and are not necessarily indicative of the actual transactions that will be included in any fund. A fund may, however, invest in similar instruments with similar characteristics to those described herein. AIL has established a Research Payment Account ("RPA") from which it makes payments to third parties, in respect of investment research. The RPA will be funded by a research charge payable periodically by the Funds and agreed in accordance with AIL's payment of research policy.

While all of the information in this presentation is believed to be accurate, AIL makes no warranty as to the completeness or accuracy of such information which is provided without obligation on the part of AIL and ASEA. All such information, including, without limitation, investment strategies and investment personnel, may be modified, terminated, or supplemented at any time without further notice in a manner which AIL or ASEA believes is consistent with a fund's overall investment objectives. In the case of any inconsistency between this document and a fund's offering memorandum/prospectus or, in the case of the UCITS, the KIID, the offering memorandum/prospectus or, in the case of the UCITS, the KIID shall prevail.

The TOPIX Index Value and the TOPIX Marks are subject to the proprietary rights owned by JPM Market Innovation & Research, Inc. or affiliates of JPM Market Innovation & Research, Inc.

All data, charts and tables are AIL calculations based on data obtained from Refinitiv Workspace and the fund's administrator as of 29/11/2024, unless otherwise specified. Issue date: 19/12/2024.