

# ETFSA Balanced Foundation Prescient AMETF (ETFSAB)

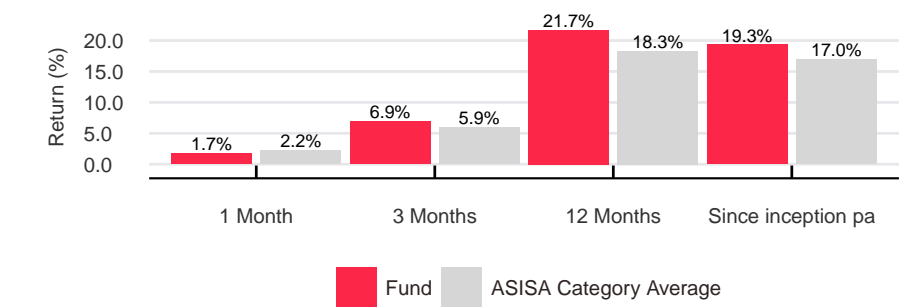
## INVESTMENT OBJECTIVE AND STRATEGY

The portfolio will aim to offer a strategic asset allocation of multi-asset classes, to achieve steady, long-term capital growth that is supplemented with income. This AMETF balances exposure to interest rate instruments, with investments into global and local equity markets and is ideal for investors with a moderate to high risk profile.

## PORTFOLIO HOLDINGS

Asset Class	Holdings	Weight
SA Equity	Satrix Capped All Share ETF	12.4
SA Equity	Satrix Top 40 ETF	18.4
SA Property	Invest SA Property ETF	5.1
SA Interest Bearing	Satrix GOVI ETF	6.4
SA Interest Bearing	Prescient Yield QuantPlus B1 Fund	1.0
SA Interest Bearing	Prescient Income Provider Feeder AMETF	3.6
SA Interest Bearing	Nedbank ALBI TR Note	18.5
SA Interest Bearing	Cash	0.6
Foreign Equity	10X Total World Stock Feeder ETF	5.2
Foreign Equity	FNB MSCI ACWI TR Note	19.4
Foreign Equity	UBS MSCI World ETN	8.3
Foreign Equity	FNB MSCI EM Feeder ETF	1.2

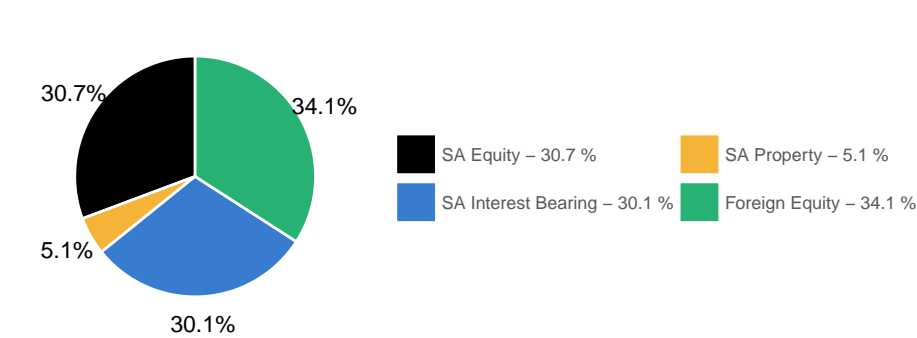
## PERFORMANCE



Statistic	Return
Highest Rolling 1-year return	19.52%
Lowest Rolling 1-year return	15.99%

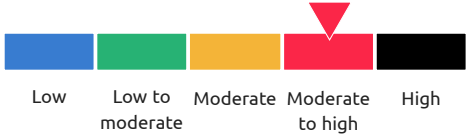
Note: Performance figures longer than a year have been annualised. Source: Performance calculated by ProfileData. Date: 31 October 2025

## ASSET ALLOCATION



## KEY INFORMATION

### RISK PROFILE



The moderate-to-high risk profile is comprised of an allocation of 70% or more, to growth assets (such as equity and property) and the remainder in defensive assets (such as interest-bearing assets).

### EXCHANGE

JSE

### BASE CURRENCY

ZAR

### JSE CODE

ETFSAB

### ISIN CODE

ZAE000338000

### BENCHMARK

ASISA South African - Multi-Asset - High Equity Category Average

### PORTFOLIO MANAGER

ETFSA Portfolio Management Company

### FUND CLASSIFICATION

ASISA SA Multi-Asset High Equity

### REGULATION 28 COMPLIANT

Yes

### LAUNCH DATE

21 August 2024

### FUND SIZE

R698,571,064.85

### NUMBER OF UNITS AT MONTH END

57 702 468

### UNIT PRICE (NAV) AT MONTH END

1210.64 cents

### TRADING TIMES

Trading Hours: 09h00-17h00

Trading Cut-Off: 16h50

### INCOME DISTRIBUTION (QUARTERLY)- LAST 12M

31 Dec 2024 - 6.409 cpu      30 Jun 2025 - 5.845 cpu  
31 Mar 2025 - 3.299 cpu      30 Sep 2025 - 4.050 cpu

### FEE BREAKDOWN (EXCL. VAT)

Management Fees: 0.30%  
Performance Fee: N/A  
Total Expense Ratio: 0.54%  
Transaction Cost: 0.08%  
Total Investment Charge: 0.63%  
\*fees are calculated as of 30 September 2025

### LIQUIDITY PROVIDER

Sanlam Private Wealth (Pty) Ltd (SPW)

# Minimum Disclosure Document

31 October 2025



## DISCLAIMER

Collective Investment Schemes in Securities (CIS) should be considered as medium to long-term investments. The value may go up as well as down and past performance is not necessarily a guide to future performance. CISs are traded at the ruling price and can engage in scrip lending and borrowing. The collective investment scheme may borrow up to 10% of the market value of the portfolio to bridge insufficient liquidity. A schedule of fees, charges and maximum commissions is available on request from the Manager. There is no guarantee in respect of capital or returns in a portfolio. A CIS may be closed to new investors in order for it to be managed more efficiently in accordance with its mandate. CIS prices are calculated on a net asset basis, which is the total value of all the assets in the portfolio including any income accruals and less any permissible deductions (brokerage, STT, VAT, auditor's fees, bank charges, trustee and custodian fees and the annual management fee) from the portfolio divided by the number of participatory interests (units) in issue. Forward pricing is used. The Fund's Total Expense Ratio (TER) reflects the percentage of the average Net Asset Value (NAV) of the portfolio that was incurred as charges, levies and fees related to the management of the portfolio. A higher TER does not necessarily imply a poor return, nor does a low TER imply a good return. The current TER cannot be regarded as an indication of future TER's. During the phase in period TER's do not include information gathered over a full year. Transaction Costs (TC) is the percentage of the value of the Fund incurred as costs relating to the buying and selling of the Fund's underlying assets. Transaction costs are a necessary cost in administering the Fund and impacts Fund returns. It should not be considered in isolation as returns may be impacted by many other factors over time including market returns, the type of Fund, investment decisions of the investment manager and the TER.

Exchange traded funds are listed on an exchange and may incur additional costs.

The Manager retains full legal responsibility for any third party-named portfolio. Where foreign securities are included in a portfolio there may be potential constraints on liquidity and the repatriation of funds, macroeconomic risks, political risks, foreign exchange risks, tax risks, settlement risks, and potential limitations on the availability of market information. The investor acknowledges the inherent risk associated with the selected investments and that there are no guarantees.

Performance has been calculated using net NAV to NAV numbers with income reinvested. The performance for each period shown reflects the return for investors who have been fully invested for that period. Individual investor performance may differ as a result of initial fees, the actual investment date, the date of reinvestments and dividend withholding tax. Full performance calculations are available from the manager on request.

Exchange Traded Funds vs Unit Trusts: Whilst both unit trusts and ETFs are regulated and registered under the Collective Investment Schemes Control Act, ETFs trade on stock exchanges just like any other listed, tradable security. Unlike a unit trust, which can be bought or sold only at the end of the trading day, an ETF can be traded intraday, during exchange trading hours.

For any additional information such as fund prices, brochures and application forms please go to [www.prescient.co.za](http://www.prescient.co.za).

The Management Company and Trustee are registered and approved under the Collective Investment Schemes Control Act (No.45 of 2002). Prescient is a member of the Association for Savings and Investments South Africa.

This document is for information purposes only and does not constitute or form part of any offer to issue or sell or any solicitation of any offer to subscribe for or purchase any particular investments. Opinions expressed in this document may be changed without notice at any time after publication. We therefore disclaim any liability for any loss, liability, damage (whether direct or consequential) or expense of any nature whatsoever which may be suffered as a result of or which may be attributable directly or indirectly to the use of or reliance upon the information.

This portfolio operates as a white label fund under the Prescient ETF Scheme, which is governed by the Collective Investment Schemes Control Act. ETFSA Portfolio Management Company (Pty) Ltd is an authorised Financial Services Provider FSP 52314 and has been appointed by the Manager to manage the portfolio.

The Prescient ETF Programme Memorandum and the relevant supplement contains detailed information on the AMETF. The MDD must be read in conjunction with these documents. The documents may be found on Prescient's website.

## CONTACT DETAILS

### ETFSA Portfolio Management Company (Pty) Ltd

Registration number: 2012/019954/07  
Physical address: 51 West St, Houghton Estate  
Johannesburg South Africa, 2198  
E-mail address: [portfolios@etfsa.co.za](mailto:portfolios@etfsa.co.za)  
Telephone number: 010 446 0372

## TRUSTEE

### Standard Bank of South Africa Ltd

Registration number: 1962/000738/06  
Physical address: Standard Bank Centre, 5 Simmonds Street,  
Johannesburg, South Africa 2001  
Telephone number: 0860 222 050  
Website: [www.standardbank.co.za](http://www.standardbank.co.za)

## MANAGEMENT COMPANY

### Prescient Management Company (RF) (Pty) Ltd

Registration number: 2002/022560/07  
Physical address: Prescient House, Westlake Business Park,  
Otto Close, Westlake, 7945  
Postal address: PO Box 31142, Tokai, 7966  
Telephone number: 0800 111 899  
E-mail address: [info@prescient.co.za](mailto:info@prescient.co.za)  
Website: [www.prescient.co.za](http://www.prescient.co.za)